


Yellow LED Push Button Switch Indicator

This yellow LED push button switch indicates elevator or switch positions. It is designed for industrial environments and complies with IEC/EN60947-5 standards.



Product Overview



Specializing in production of buttons and indicators since 1997

Standard yellow LED illuminated push button indicator for elevator and control systems.

Industrial Switch Indicator

This yellow LED push button switch indicator is designed for high-performance control circuits in industrial environments, including elevator systems and control panels. Engineered with a durable zinc alloy and high-grade anti-flam plastic construction, it ensures reliability and safety. The unit features silver alloy contacts for superior anti-electrical erosion resistance and is fully compliant with IEC/EN60947-5 standards.

Electrical Ratings

Rated Insulation Voltage	600 V
Conventional Heating Current	10 A
Voltage Wave	20 %
Withstand Voltage	AC 2.5KV/min

Performance Metrics

Operating Metrics

50 M Ω

Insulation Resistance

60 cd/m²

Brightness

100000 cycles

Pushbutton Mechanical Life

Electrical Life

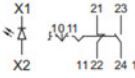
500,000 cycles (pushbutton)

Physical Specifications



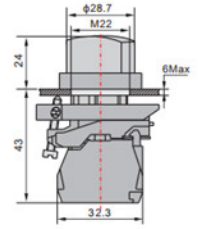
Standard handle
with LED
2 Position stay put
3 Position stay put

N/O + N/C
220~240V



- White/PW
- Green/PG
- Yellow
- Pure Blue
- Red

- LAY4-BK2165
- LAY4-BK2365
- LAY4-BK2565
- LAY4-BK3665
- LAY4-BK3465



LAY4-BK2565

Dimensional diagram showing mounting size and construction details.

Dimensions

Feature	Value
Mounting Size	M22
Base Width	32.3 mm
Overall Height	43 mm
Max Panel Thickness	6 mm

Compliance & Standards

Certifications

CE, ISO 9001, ROHS, UL, IEC 60947-5-1