


## Tower Air Conditioner with Golden Fins

This tower air conditioner provides a larger wind flow and longer air supply distance. It is equipped with golden fins and a high-quality compressor for efficient operation between -30°C and 60°C.



### ADDITIONAL IMAGES

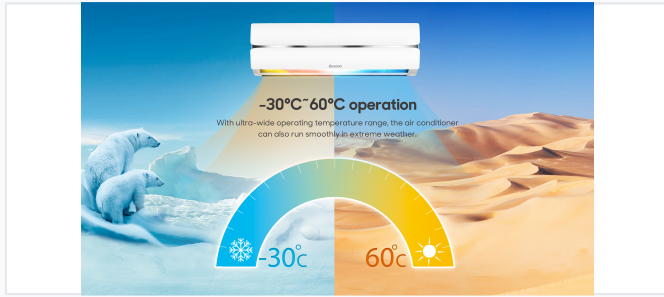


### Overview

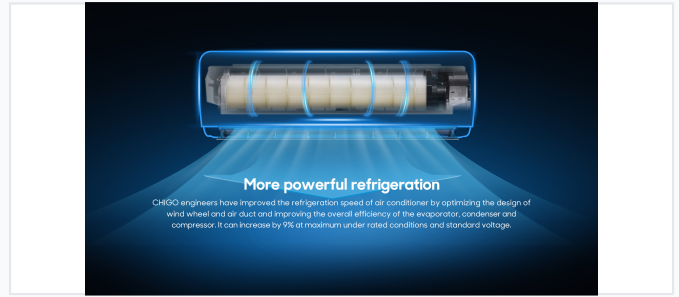
#### High-Performance Tower Air Conditioning

This tower air conditioner is engineered for professional-grade climate control in both residential and commercial spaces. Featuring a high-quality compressor and specialized golden fin technology, it ensures reliable operation even in extreme environmental conditions. The unit combines a sleek, space-saving floor-standing design with advanced airflow optimization for rapid and efficient cooling.

## Performance & Efficiency



Engineered for reliability in extreme climates, operating effectively from -30°C to 60°C.



Optimized wind wheel and air duct design provides up to a 9% increase in refrigeration performance.

### Operating Temperature Range

<b>-30 °C</b> Minimum Operation	<b>60 °C</b> Maximum Operation
------------------------------------	-----------------------------------


### Efficiency Optimizations

- Optimized wind wheel design
- Enhanced air duct configuration
- High-efficiency evaporator and condenser
- International brand high-quality compressor

Refrigeration Speed Increase

9 %

## Advanced Coating Technology



The new generation golden coating enhances heat exchange efficiency and protects against corrosion and bacteria.

### New Generation Golden Coating

The heat exchanger fins are treated with a specialized golden coating that improves hydrophilic characteristics to keep surfaces dry. This technology reduces dust adhesion and prevents bacterial breeding, significantly extending the durability of the unit against moisture and corrosive elements in the air.

Golden Fin Protection

Hydrophilic, Anti-Corrosive, Anti-Bacterial, Dust Resistant, Enhanced Heat Exchange

## Design & Interface

### Control Interface

- Digital temperature display
- Mode selection buttons
- Fan speed adjustment
- Timer functions

### Airflow Design

- Large wind flow volume
- Long-distance air supply
- Horizontal upper air vents
- Bottom air intake vent

### Form Factor

Floor-standing Tower

## Reliability



Equipped with world-class compressors for stable power and long-term operational reliability.

### Compressor Type

International Famous Brand • High Stability • Extreme Weather Ready