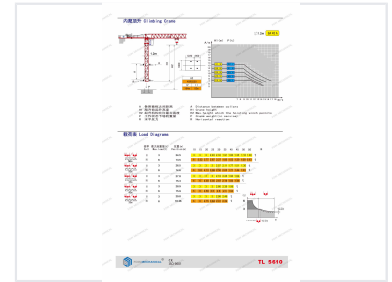

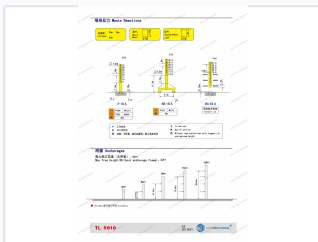


TL5610 Flat Top Tower Crane

This flat top tower crane is designed for efficient assembly and disassembly due to the absence of a tower cap structure or pull rod. Its enhanced structural strength, reduced component count, and ease of transport make it a practical choice for various construction projects.



ADDITIONAL IMAGES



Overview

TL5610 Topless Tower Crane

The TL5610 is a versatile and reliable topless tower crane engineered for demanding construction environments. Featuring a 6-ton maximum lifting capacity and a jib length of up to 57.7 meters, this crane is designed for ease of assembly with a modular, compact footprint ideal for congested urban sites. It is equipped with advanced control systems and high-durability finishes to ensure safety and longevity on site.

Performance Specifications

Lifting Capacity Metrics

Jib Length (m)	Max Load (t)
56	1.0
50	1.3
45	1.62
40	1.99
35	2.46
30	3.0

Technical Details

Foundation Requirements

4.5 m

Base Width

1.2 m

Safety Clearance

Maximum Free-Standing Height

32 m

Operational Features

Mounting Schemes

- Stationary
- Chassis weight
- Traveling Chassis
- Internal climbing

Control Options

AI control, VFD control, Ordinary speed control

Durability and Standards

Compliance Certificates

CE • ISO • GOST • CU-TR

Corrosion Protection

- 140~~µ~~ Paint thickness
- UV-resistant polyurethane
- Weather-resistant polyurethane
- Hot-dip galvanized ladders and platforms

Service and Logistics

Warranty and Support

16 months localized warranty with free spare parts included.