




Slewing Ring Bearing with Internal Gear

This large-diameter slewing ring bearing is engineered for heavy-duty applications requiring rotational movement and load support. Its internal gear allows for direct drive integration in cranes, excavators, and other rotating machinery.



ADDITIONAL IMAGES



Product Overview

Industrial Slewing Ring Bearings

These large-size rotary bearings are engineered to handle complex loading conditions simultaneously, including axial, radial, and significant tilting moments. By integrating multiple functions into a single unit, they offer a compact and efficient solution for heavy machinery rotation. Designed for longevity, each bearing undergoes professional cleaning and anti-rust treatments to ensure reliable performance during transportation and in demanding operational environments.

Technical Specifications

Available Configurations

- 4-point contact ball slewing ring
- Ball slewing ring with flange ring
- Roller slewing ring
- Roller/ball combination slewing ring
- Crossed roller slewing ring
- Triple row roller slewing ring

Load Handling Capabilities

Axial Load, Radial Load, Tilting Moment

Quality & Shipping

Surface Treatment

Anti-rust treated • Cleaned • Waterproof packaging