


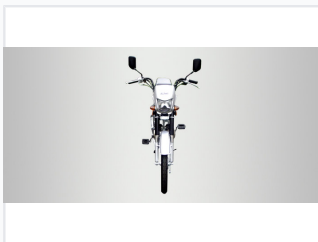


Safari AT Step-Through Motorcycle

This motorcycle has optional 50cc and 90cc engines. Its step-through frame allows for easy mounting and dismounting.



ADDITIONAL IMAGES



Overview

Safari AT Step-Through Utility Moped

The Safari AT is a compact and versatile step-through motorcycle engineered for efficient urban commuting and light recreational use. Featuring a lightweight frame and nimble handling, it offers a practical transportation solution that is easy to maneuver through traffic. Its utilitarian design includes an integrated rear cargo rack and a reliable, fuel-efficient displacement engine, making it an ideal choice for daily errands and professional utility tasks.

Physical Dimensions

Dimensions (LxWxH)	1890 x 700 x 1020 mm
Wheelbase	1200 mm
Net Weight	75 kg

Performance

Engine Performance

3.5 kw

Max Power

4.8 N.m

Max Torque

72 ml

Displacement

Compression Ratio	8.5:1
-------------------	-------

Chassis and Equipment

Tire Specifications

Position	Size
Front	2.25-17
Rear	2.50-17

Utility Features

Step-through frame, Rear cargo rack, Front/Rear mudguards, Headlight, Turn signals