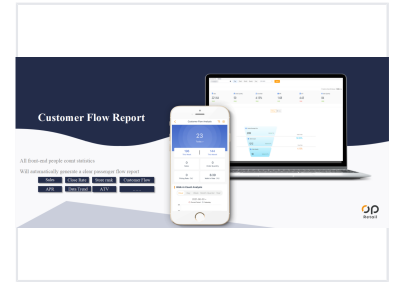
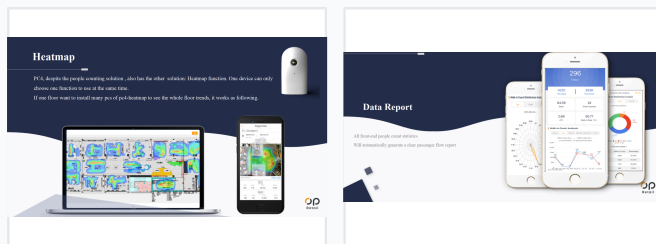


# Real-Time People Counting and Analysis System

This system provides accurate real-time people counting and comprehensive data analysis. It offers multi-dimensional reports, easy installation, and ensures data security with low energy consumption.



## ADDITIONAL IMAGES



## System Overview

### Product Functions



People Counting

Precise count "customers flow" as walk-in/out count of stores within the specific period. The management team can master accurate real-time people counting information.



Occupancy

Under the Epidemic situation, the system has a real-time people counting and displayed dashboard. When the number of people is more than the defined value, the system will remind the staff to restrict the occupancy.



Heatmap

Use the heatmap to graphically display the areas that have high customer flow and long-time customer stay. The data from the system can help the headquarter to improve their areas' settings and product display.

Core system functions including precise counting, occupancy alerts, and heatmap visualization.

## Intelligent People Counting & Analytics

This real-time people counting and analysis system provides an all-in-one solution for monitoring customer flow, occupancy, and behavioral patterns. Designed for retail, transit, and public spaces, it delivers precise data to optimize store layouts, improve sales performance, and ensure safety. The system features automated report generation and real-time alerts to help management make data-driven decisions.

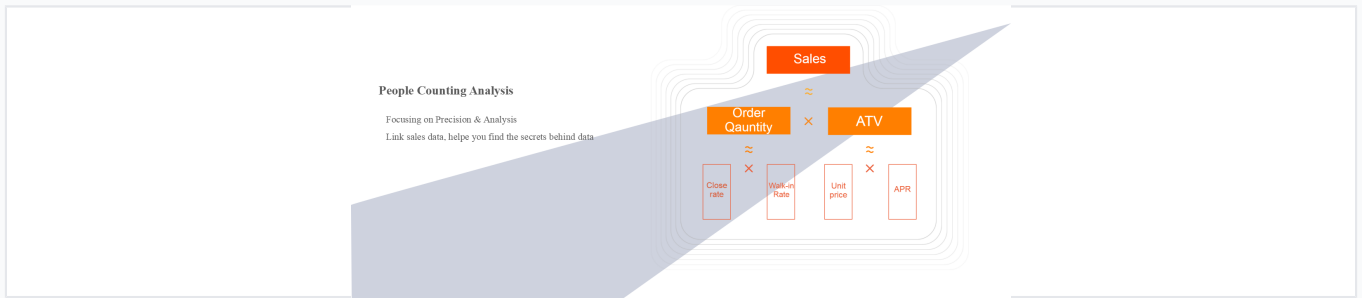
### Core Capabilities

Real-time Monitoring, Occupancy Control, Heatmap Visualization, Automated Reporting, Data Security, Low Energy Consumption

### Installation

Easy Installation

## Analytics & Reporting



A structured approach to understanding sales performance drivers through integrated data analysis.

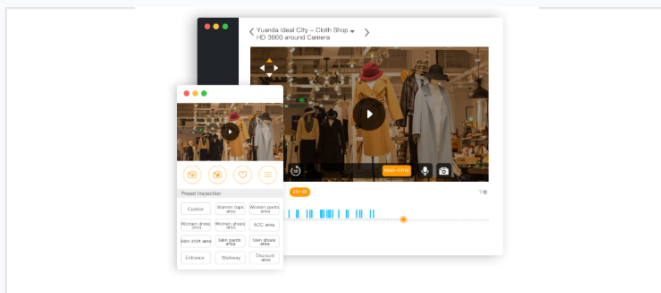
### Key Performance Metrics

- Walk-in Count Distribution
- Customer Flow Analysis
- Average Transaction Value (ATV)
- Sales & Order Quantity Tracking
- Close Rate
- Dwell Time Analysis

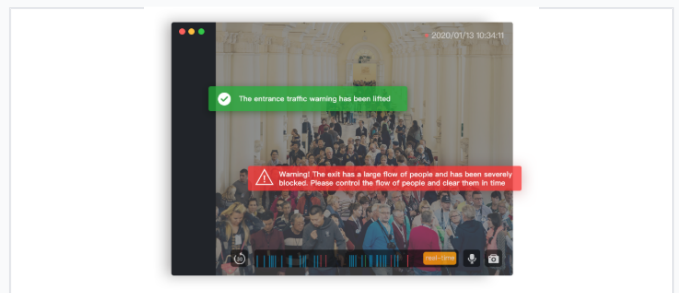
### Data Granularity

Hourly • Daily • Weekly • Monthly • Quarterly • Yearly

## Application Scenarios



Area monitoring and inspection features for detailed retail traffic analysis.



Real-time monitoring and warning systems to manage crowd flow and prevent congestion.

### Supported Environments

Scenario	Primary Benefit
Retail Stores	Optimize sales performance and store layout
Shopping Malls	Optimize rental strategies and ad space
Public Transportation	Congestion warning and safety management
Scenic/Exhibition Centers	Emergency preparation and resource allocation