


Parking Assist Sensor for BMW

This parking assist sensor is designed for use in BMW vehicles. It assists drivers in detecting obstacles behind the vehicle during parking maneuvers.



Product Overview



PDC parking sensor unit designed for easy installation and compatibility with specified OE part numbers.

High-Performance Parking Assist Sensor

This PDC (Parking Distance Control) sensor is engineered for reliable obstacle detection, assisting drivers during parking maneuvers. Designed for seamless integration with vehicle electronics, it ensures consistent performance across various weather conditions. The unit is built to meet rigorous automotive standards, providing a durable and precise solution for parking assistance systems.

Compatibility

Compatible OE Part Numbers

- 66206989068
- 66200414194
- 66216938738
- 66206989154
- 66206989155
- 66206989156
- 66206989160
- 66202184264
- 66200309542

Quality & Standards



LCR
数字电桥




Sand and dust
test chamber
沙尘试验箱




Rain tester
雨淋试验箱



Constant humidity
and heat test
chamber
高低温试验箱



Impact testing machine
冲击试验台



Vibration bench
振动试验台



Salt Fog testing machine
盐雾试验箱

Advanced testing facility equipment including salt fog, vibration, and dust test chambers to ensure sensor durability.

Quality Testing Equipment

Test Type

Sand and Dust Testing

Rain/Water Resistance Testing

Constant Humidity and Heat Testing

Impact Testing

Vibration Testing

Salt Fog Corrosion Testing

Compliance & Certifications

IATF 16949:2016, IP67, CE