

# Overhead Bridge Crane


The overhead crane features a girder beam supported on each side by an end truck. The electric hoist runs on the bottom flange of the single girder.



## ADDITIONAL IMAGES



## Overview



Robust steel construction designed for durability and visibility.

### Industrial Overhead Bridge Crane

This overhead bridge crane is engineered for reliable material handling across diverse industrial sectors, including steel, cement, power, mining, and warehousing. Featuring a single-girder design with an underhung electric hoist, it offers a compact footprint and efficient operation. Built for safety and ease of maintenance, this system integrates advanced control technologies to ensure precise load management in demanding environments.

## Technical Specifications

### Lift Capacity

**0.5 T**

Minimum Capacity

**32 T**

Maximum Capacity


### Crane Dimensions

Parameter	Range
Span	6-42 M
Lift Height	3-20 M


### Work Duty

A4

## Control & Operation



Wireless remote control system for safe and precise crane operation.



Control panel featuring variable frequency drive for precise crane speed control.


### Control Method

Wireless remote


### Drive System

Variable Frequency Drive

## Features



Trolley assembly designed for smooth movement along crane rails.



High-efficiency electric wire rope hoist for reliable lifting.

### Key Features

Compact Appearance • Lower Working Noise • Easy Installation • Easy Maintenance

### Included Components

- Special C Steel Trolley for Flat Cable
- Electric Wire Rope Hoist
- Electric Chain Hoist