




Multi-Purpose Watercraft for Recreation and Rescue

These multi-purpose watercraft are designed for both recreational use and rescue operations. They feature integrated molding, lightweight construction, and corrosion resistance.



ADDITIONAL IMAGES



Overview

Versatile Watercraft Solutions

This collection of high-performance watercraft is engineered for diverse marine applications, ranging from high-speed recreation to critical rescue operations. The lineup features advanced jet propulsion technology, ensuring both exhilarating acceleration and enhanced safety through embedded propeller designs. Whether for family entertainment with wakeboard capabilities or professional use in shallow water, these vessels are built to deliver reliability and performance.

Performance & Propulsion

Propulsion System	Jet propulsion with embedded propeller
Maximum Speed	80 km/h
Engine Configuration	Twin inboard engines
Engine Valves	20

SJFZ16 Combined Boat Specs

Dimensions & Capacity

Specification	Value
Length	4.96 m
Width	2.33 m
Height	1.40 m
Net Weight	e 350kg
Passenger Capacity	6 persons

Features & Equipment

Customization

- Adjustable handlebars
- Reversible seating
- Bow up/down adjustment

Primary Applications

Recreation • Rescue Operations • Water Skiing • Family Entertainment

Recreational Features

Wakeboard rack, Swimming ladders, Stereo system, Removable shade roof