



## Motor Control Kit for Switchgear


This motor control kit enables remote/local switching and local opening and closing operations. It provides local indication and remote signaling of load switch status, grounding switch status, and fuse status.



### ADDITIONAL IMAGES



### Overview




Core components of the WBS021 control kit, including the motor drive unit and control module assembly.

### Advanced Motor Control for Switchgear

This motor control kit is designed for the electric opening and closing of energy storage spring operating mechanisms in metal-enclosed switchgear. It integrates a motor unit, transmission device, and control module to facilitate remote and local switching operations. The system significantly simplifies secondary wiring, allowing for rapid installation and comprehensive status monitoring of load switches, grounding switches, and fuses.

## Technical Specifications



Detailed view of the wiring harness and coil assembly for the WBS021 series.

Supported Voltages	DC 24V, DC 48V, DC 110V, DC 220V, AC 110V, AC 220V
Electric Operating Device Code	WBS021

## Compatibility & Application

### Supported Cabinet Types

Model Code	Application
WBS021-SDC	SDC Cabinet (Incoming Line)
WBS021-SFC	SFC Cabinet (Outgoing Line)

### Communication Integration

- Direct application to DTU
- Direct application to RTU

## Key Features

### Operational Capabilities

- Remote and local switching
- Local opening and closing operations
- Load switch status indication
- Grounding switch status indication
- Fuse status indication