


Motor Control Kit for RM6-S Systems


This motor control kit is designed for use with RM6-S intelligent SF6 insulated medium voltage ring main units. It utilizes electrical energy storage for electric opening and closing.



ADDITIONAL IMAGES



Product Overview




Motor control kit configured for power transmission and distribution control systems.

Advanced Motor Control Solution

This motor control kit is specifically engineered for Schneider RM6-S intelligent SF6 insulated medium voltage ring main units. Designed for efficiency and durability, the system features a high-torque motor and robust transmission components made from aluminum alloy and engineering plastics. It enables seamless remote and local switching, as well as real-time status monitoring for load switches, grounding switches, and fuses, significantly enhancing operational automation.

Technical Specifications



Motor drive unit and control circuit board assembly designed for precise automated control.

Device Code

WBS041

Applicable Voltages


DC 24V, DC 48V, DC 110V, DC 220V, AC 110V, AC 220V

Compatibility

RM6-S Cabinet Compatibility

Model Variant	Compatible Cabinet Type
WBS041-I	RM6-S-I (Incoming Line)
WBS041-Q	RM6-S-Q (Outgoing Line)
WBS041-B	RM6-S-B (Circuit Breaker)

Operational Features



Comprehensive component set for remote and local control integration.

Control Functions

- Remote/local switching
- Local opening and closing operations
- Load switch status monitoring
- Grounding switch status monitoring
- Fuse status monitoring
- Remote signaling for RTU integration

Installation Advantages

- Plug-in wiring method for high efficiency
- No adjustment required during installation
- Simplified secondary wiring process
- Integrated circuit board control