

Manual Tile Cutter with Tungsten-Carbide Wheel

This manual tile cutter is designed for cutting tiles up to 16mm thick. It features a metal base with spring pads, a tungsten-carbide cutting wheel, and an ergonomic handle.



ADDITIONAL IMAGES



Overview

Professional Grade Manual Tile Cutter

The 8102G-2 is a top-tier professional manual tile cutter engineered for precision and efficiency across ceramic, porcelain, and mosaic tiles. It features a robust metal structure base with spring pads and a high-performance tungsten-carbide cutting wheel for smooth, durable scoring. Designed for the demanding needs of B2B buyers, it combines ergonomic handling with heavy-duty stability for large-format tile projects.

Key Performance Metrics

Performance Highlights

16 mm

Max Cutting Thickness









1200 mm

Max Cutting Length

22 mm

Wheel Diameter

Technical Specifications

SIZE								
8102G-2/700	700mm	495mm	16mm	ø22*ø6*6mm	1		13.5/12kg	98*35.5*28cm
8102G-2/900	900mm	635mm	16mm	ø22*ø6*6mm	1	✓	17/15.5kg	118*35.5*28cm
8102G-2/1200	1200mm	850mm	16mm	ø22*ø6*6mm	1	✓	20/18.5kg	148*35.5*28cm



Detailed dimensions and weight specifications for the 700mm, 900mm, and 1200mm models.

Model Variants & Dimensions

Model	Max Cutting Length	Max Cutting Width	Weight (G.W/N.W)	Package Size
8102G-2/700	700mm	495mm	13.5/12kg	98*35.5*28cm
8102G-2/900	900mm	635mm	17/15.5kg	118*35.5*28cm
8102G-2/1200	1200mm	850mm	20/18.5kg	148*35.5*28cm

Design & Ergonomics

User Comfort & Control

- Human-engineering large handle
- PP+TPR soft grip for comfortable performance
- Lockable breaking device for optimal cutting view
- Sliding bar with durable ball bearings
- Extension arms for extra stability on large tiles

Cutting Components

Cutting System Details

- Coated tungsten-carbide cutting wheel with bearings
- Bearing blade for clean and efficient scoring
- 40cm adjustable cutting gauge for versatile angles
- Spring-padded metal base for elastic force support

Material Compatibility

Suitable Materials

Ceramic, Porcelain, Mosaics, Glass Tiles

Mobility & Storage

Transport Features

- Integrated transport wheels
- Dedicated transport handle
- Optional nylon carrying bag