

Performance Metrics

Mechanical Life

1000000 cycles

Pushbutton

500000 cycles

Selector Switch

Electrical Life


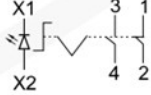
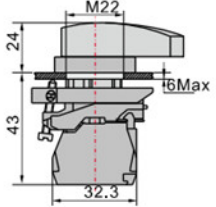
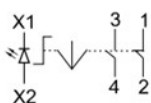
5000000 cycles

Pushbutton

250000 cycles

Selector Switch

Design & Physical

 <p>LAY4-BKJ2365</p>	<p>Illuminated Selector switch with integral LED 2-position stay put Long handle</p>	<p>N/O+N/C 220~240V</p>		<ul style="list-style-type: none"> ○ White ● Green ● Yellow ● Blue ● Red 	<p>LAY4-BKJ2165 LAY4-BKJ2365 LAY4-BKJ2565 LAY4-BKJ3665 LAY4-BKJ3465</p>	
	<p>3-position stay put Long handle</p>	<p>N/O+N/C 220~240V</p>				

Technical dimensions and configuration guide for the long-handle illuminated selector switch.

Dimensions

Dimension	Value
Height	24mm
Depth	43mm
Width	32.3mm

Mounting Diameter 22 mm

Max Panel Thickness 6 mm

Compliance & Standards

Certifications CE, ISO 9001, RoHS, UL, IEC 60947-5-1, GB/T 14048.1