

LED Indicator Light with Marking

This LED indicator light provides visual signaling in control panels and machinery. It is suitable for electrical power applications.



Overview

High-Performance LED Pilot Indicator

The AD22 series LED indicators utilize high-brightness LED chips as a light source, offering a long-life and low-consumption alternative to traditional incandescent and neon lamps. Designed for reliability and aesthetic appeal, these indicators feature a high-intensity polycarbonate lampshade with superior anti-surge performance. The bolt-type connector design ensures a safer and more convenient installation process for professional electrical applications.

Technical Performance

Key Performance Metrics

2.5 kV

Working Frequency Voltage

2 M Ω

Insulation Resistance

Voltage Wave Allowance

$\pm 20\%$

Installation & Dimensions



AD22-22DRY

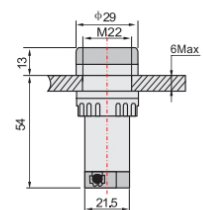
Protected
LED
Indicator

110V AC/DC
127V AC/DC
220V AC/DC
380V AC



AD22-22DRY

AD22-22DRE



Dimensional specifications showing M22 mounting size and 54mm total length.

Mounting Specifications


Parameter	Dimension
Mounting Hole Diameter	M22 / 22mm
Head Diameter	29mm
Total Length	54mm
Protruding Height	13mm
Base Diameter	21.5mm
Max Panel Thickness	6mm

Electrical Configuration

Use <<<

AD22 series of indicators are used as indicating, foretelling, accident and other signals in the lines of equipment (such as electrical power, telecommunication, machine tool, watercraft, textile, printing and mine machinery, etc).

Type and meaning <<<

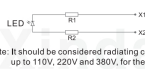
AD22 

Code of voltage
 "L" means with cables; "C" means fast-connect
 "No letter" means long base; "S" means short base
 Auxiliary spec code (shows different type of the same neck size with A, B, C, D)
 Basic spec code (shows neck size)
 Type of indicator (approved and issued by Shanghai Electrical Equipment Science and Research Institute, specially used by Yokeing Xindall Industries Co., Ltd.)

The circuit of connection
 The shape of head
 Insulation distance
 The shape & material of case
 Type of indicator (approved and issued by Shanghai Electrical Equipment Science and Research Institute, specially used by Yokeing Xindall Industries Co., Ltd.)


Circuit Introduction <<<

(1) AC and DC indicator (AC/DC6V ~ 220V)

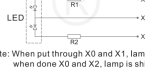


Note: It should be considered radiating condition When DC is up to 110V, 220V and 380V, for there is a great of heat.

(2) AC indicator (AC 220V, AC380V)



(3) Return of double-color indicator (DC, Ac110 ~ 220V)



Note: When put through X0 and X1, lamp is shining green, when done X0 and X2, lamp is shining red.

Internal circuit configurations for various voltage and color models.

Connection Variants

Code	Description
L	With cables
C	Fast-connect
No Letter	Long base
S	Short base

Supported Voltages

6V-220V AC/DC, 110V AC/DC, 127V AC/DC, 220V AC, 380V AC

Application Areas

Industry Applications

- Electrical Power Systems
- Telecommunications Equipment
- Machine Tools
- Watercraft & Marine
- Textile Machinery
- Printing Equipment
- Mining Machinery

Product Features

Key Features

Long Life • Low Consumption • High Brightness • Anti-Surge • Polycarbonate Lens

Primary Functions

- Status Indicating
- Accident Foretelling
- Signal Signaling