

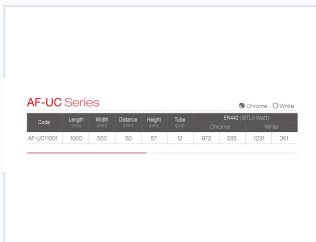


Ladder-Style Towel Warmer for Bathrooms

This ladder-style towel warmer provides efficient heat distribution for warming towels. Its sleek, wall-mounted design saves space and integrates seamlessly into contemporary interiors.



ADDITIONAL IMAGES



Product Overview

Modern Ladder-Style Towel Warmer

This ladder-style towel warmer is a sophisticated heating solution designed for contemporary bathrooms. Combining efficient heat distribution with a sleek, space-saving profile, it provides ample space for drying towels while enhancing the aesthetic of your space. Constructed from high-quality mild steel, this unit is built for durability and reliable performance in residential or commercial settings.

Technical Specifications

Finishing

Chrome Plating (Cr 6+ / 3+) • Powder Coating (Customized Color)

Material

Mild Steel (SPCC / Q195)

Heating Options

Central Hydronic Heating, Electric Heating

Performance Metrics

EN442 Performance Ratings

Finish	BTU Output	Watt Output
Chrome	972	285
White	1231	361

Dimensions

Physical Dimensions

1000 mm

Length

550 mm

Width

80 mm

Wall Distance

57 mm

Height

Tube Count

12 pcs

Compliance & Quality

Manufacturing Features

- Welding Patent for Stronger Structure
- Proper Sealing
- On Time In Full Guarantee

Quality Standards

EN442, ISO 9000, ISO 14001, SA8000