


Industrial Double Head Push Button Switch

This industrial push button switch features a double control head with distinct start and stop buttons. It is designed for on/off control in various applications.



Product Overview



Specializing in production of buttons and indicators since 1997

Close-up view of the double control head design for efficient machine start and stop control.

Industrial Double Head Push Button Switch

This double-head control switch features an integrated 'I' (On) and 'O' (Off) configuration for intuitive machine operation. Built for durability, the main body utilizes high-grade anti-flame plastic and zinc alloy, ensuring reliable performance in demanding environments. It is engineered with silver alloy contacts to provide high resistance to electrical erosion, supporting voltages up to 660V AC.

Technical Specifications

Character		<<<
Environment		
Reached standard	IEC60947-5-1, GB/T14048.1, GB14048.5	
Surrounding temperature	Operation: -5°C~+55°C, Storage: -25°C~+70°C	
Anti-vibration property	Mushroom head button: 10g, other buttons and indication lamp: 15g(40Hz~Frequency<200Hz)	
Anti-impact	Button: 70g, Mushroom head button: 15g, Selector switch: 200g	
Protection grade	IP65: Flush head and extended head, with or without indication lamp button (installation)	
	IP65: Button with cover	
Mechanical	Button: 3 million times operation, "Emergency stop button": 300 thousand times operation	
Contact character		<<<
Rated operating character	AC-15: A600 or Ue=240V & Ie=3A DC-13: Q800 or Ue=250V & Ie=3A	
Rated insulation voltage	Ui=600V, pollution grade is 3	
Rated withstanding impulse voltage	Uimp=6kV	
Contact operation	Slow breaking (NC or NO)	
Reliable operation	Safe mounting (Mushroom head shape: "Emergency stop" button: Breaking of NC contact is reliable)	
Operating pressure	Flush button and convex button: with 1 DAN and 1 NC contact: 0.8 DAN Auxiliary contact: with +0.5 DAN and NC: +0.3 DAN	
Short-circuit protection	10A fuse type complies with IEC269-1, GB14048.3	

Technical diagram showing the assembly and internal components of the double head button.

Rated Insulation Voltage (Ui)	600 V
Pollution Grade	3
Rated Withstanding Impulse Voltage (Uimp)	6 kV
Fastening Torque	0.8Nm (Max: 1.2Nm)
Standards Compliance	IEC60947-5-1, GB/T14048.1, GB14048.5, CE, ISO9001, ROHS, UL

Operational Parameters

Mechanical Endurance

3000000 cycles
Standard Button

300000 cycles
Emergency Button

Protection Rating

IP40 • IP65 • IP66 • IP67 • IP68

Operating Temperature

-5°C to +55°C

Relative Humidity

35% to 85% RH

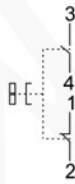
Mechanical Design



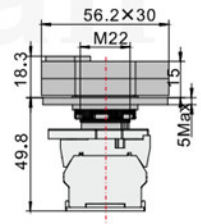
XDL31-CB8425

Double-headed
Push button
1 flush green
Push Marked I
1 projecting red
Push marked O
IP40

N/O+N/C



Green
White XDL31-CB8425
Red



Double-headed configuration featuring an 'I' green flush button and 'O' red projecting button.

Switch Configuration

Component	Specification
Mounting Type	M22
Contact Operation	Slow breaking (NC or NO)
Dimensions	56.2 x 30 mm
Material	Zinc Alloy / Anti-flame plastic