



Hydraulic Roll Forming Machine for Metal Sheets

This machine is controlled by a gear wheel oil pump for hydraulic operation. It includes a hydraulic tank, oil pump, hydraulic pipes, and electromagnetism valves to drive the cutter for precise metal forming.



ADDITIONAL IMAGES



Product Overview

High-Efficiency Hydraulic Roll Forming System

This hydraulic roll forming machine is engineered for the precise shaping of metal sheets, including GI and PPGI materials. Utilizing a robust gear-driven oil pump system and advanced PLC controls, it ensures consistent and accurate profile creation for roofing and structural applications. The complete system includes an uncoiler, roll forming unit, hydraulic cutting mechanism, and receiving table, providing a comprehensive solution for industrial metal processing requirements.

Technical Specifications

Productivity

15 m/min
Max Speed

8 m/min
Min Speed

Roller Configuration

- 23 rows of rollers
- Roller diameter: 56mm

Dimensions

10m x 1.2m x 1m

Material Capabilities

Suitable Materials

GI, PPGI


Plate Thickness

0.8 mm

System Components



Manual uncoiler unit designed to support and feed steel coils into the forming line.



Integrated hydraulic system including valves and lines for precise machine operation.

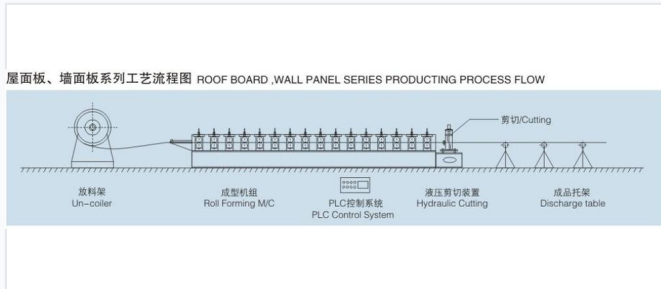
Hydraulic System Components

- Gear wheel oil pump
- Hydraulic oil tank
- 2x Hydraulic pipes
- 2x Electromagnetism valves

Uncoiler Specifications

Feature	Specification
Load Capacity	3 tons
Inner Diameter	508mm
Operation	Manual

Operational Information



Production process flow diagram illustrating the sequence from uncoiling to final discharge.



Automated control panel for managing the roll forming and hydraulic cutting systems.

Production Process

- Manual Uncoiling
- Roll Forming
- PLC Control
- Hydraulic Cutting
- Discharge/Receiving

Warranty

1 Year