




Hydraulic Metalworking Ironworker

This hydraulic ironworker is designed for cutting, punching, shearing, and notching metal profiles. It is designed for industrial metalworking applications, featuring adjustable material positioning, safety mechanisms, and foot pedal operation.



ADDITIONAL IMAGES



Overview

Industrial Hydraulic Ironworker

This hydraulic ironworker is a high-precision, multi-functional machine designed for heavy-duty metal fabrication. Featuring a robust single sliding block structure driven by an oil cylinder, it offers six standard working stations for versatile tasks including punching, bending, shearing, and notching. Engineered for efficiency and safety, it incorporates advanced features like polyurethane pressing devices and a unique dovetail slot quick die changing interface to maximize productivity in industries such as aviation, shipbuilding, and structural steel construction.

Performance Metrics

Key Performance Indicators

1100 KN

Max Pressing Force

1100 KN

Max Punching Force

850 KN

Notching Nominal Force

15 kW

Motor Power

Technical Specifications

Physical Dimensions

Parameter	Value
Overall Dimensions (LxWxH)	2300x1690x1087 mm
Weight	2800 kg
Punching Table Size	536x370 mm
Notching Table Size	485x510 mm

Capabilities

Optional Capabilities

- Channel steel shearing (50–200 mm)
- Round pipe cutting
- Pipe bending
- Sheet bending (100×300 mm)

Standard Capabilities

Punching, Bending, Flat Steel Shearing, Angle Steel Shearing, Round Steel Shearing, Square Steel Shearing, Notching

Safety & Operation

Operational Features

Foot Pedal Operation • Quick Die Changing • Automatic Holding Plate • Interlocking Protection • Polyurethane Pressing Device