
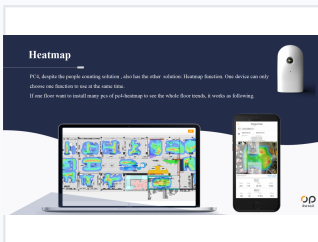


Heatmap Traffic Analysis Device

This device analyzes customer in-store walking trajectories and evaluates the dwell rate in different zones. It records commodity popularity based on heatmap data and provides multi-dimensional people counting reports.



ADDITIONAL IMAGES



Overview



Visualizing customer flow and commodity popularity.

Advanced Traffic and Heatmap Analysis

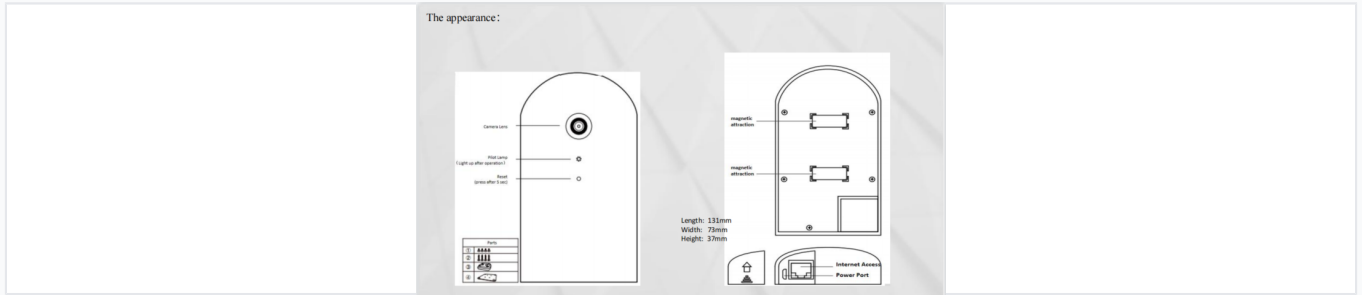
This intelligent analysis device utilizes advanced human contour recognition and tracking technology to provide deep insights into customer behavior. Designed for retail and commercial environments, it offers dual-functionality, allowing users to choose between precise people counting or comprehensive heatmap analysis for store layout optimization. The system supports multi-dimensional reporting, enabling businesses to aggregate data across multiple locations for improved operational efficiency and resource allocation.

Key Features

Core Capabilities

Heatmap Analysis, People Counting, Human Contour Recognition, Multi-store Management, Visual Data Representation, Data Aggregation

Hardware Specifications



Physical hardware components and dimensions.

Image Sensor	1/4" CMOS Sensor
Lens Resolution	5 Megapixel
Lens Size	3.15 mm
Capture Resolution	640x480
Dimensions	131mm x 73mm x 37mm

Performance Metrics

People Counting Accuracy


96 %

Accuracy

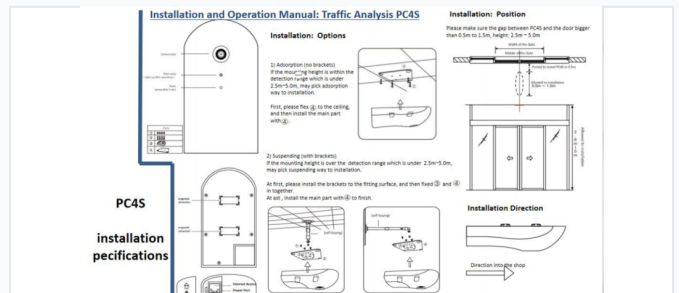
Field of View

- Diagonal: 160°
- Horizontal: 120°
- Vertical: 73°

Installation Requirements



Optimal installation height and detection width guide.



Flexible installation options for different ceiling heights.

Mounting Methods

Magnetic Attraction • Adsorption • Bracket Suspension

Installation Height Range	2.8m - 5m
Detection Range	2.8m - 5m

Connectivity

Supported Protocols	TCP/IP, UDP, HTTP, DHCP, DNS/DDNS, NTP, FTPP
---------------------	--