



# EPS Sandwich Panel Production Line


This continuous production line manufactures EPS sandwich panels. The rolling mill machine integrates uncoiling, roll forming, EPS lamination, cutting, and stacking processes.



## ADDITIONAL IMAGES



## Overview



The production line features advanced automation and control systems to ensure consistent high-quality output.

### Continuous EPS Sandwich Panel Production Line

This continuous production line is engineered for the high-efficiency manufacturing of EPS (Expanded Polystyrene) sandwich panels. The system integrates multiple critical processes, including decoiling, roll forming, adhesive application, laminating, cutting, and stacking into a single automated workflow. Designed for versatility and precision, it is an ideal solution for producing insulated panels for construction, roofing, wall cladding, and cold storage applications.


## Technical Specifications



Multiple forming stations with precision rollers ensure accurate shaping and lamination of panel layers.

Coil Material	EPS
Plate Thickness	0.3-0.8mm
Core Thickness	40-250mm
Total Power	30 KW
Total Weight	25 ton
Control System	PLC

## Performance Metrics



The system integrates forming, laminating, and cutting processes to create finished panels for construction applications.

### Production Capacity

**4.5 m/min**  
Maximum Speed

**2 m/min**  
Minimum Speed

## Dimensions

### Overall Dimensions

Dimension	Value
Length	42000mm
Width	3600mm
Height	3300mm

## Features



Robust construction designed for durability and long-term reliability in large-scale manufacturing.

### System Capabilities

- Automated decoiling and feeding
- Integrated roll forming system
- Continuous EPS core insertion
- Precision adhesive application
- Automated cutting and stacking