




Electromechanical Relay for Circuit Switching

This electromechanical relay is designed for switching electrical circuits using an electromagnet to move a set of contacts. It features a robust construction suitable for industrial applications and incorporates screw terminals for secure electrical connections.



ADDITIONAL IMAGES



Product Overview

Industrial-Grade Electromechanical Relay

This electromechanical relay is engineered for reliable performance in demanding industrial control and automation environments. Featuring a robust black plastic housing and a secure metal base, it is designed for switching high-power circuits with precision. The unit utilizes a coil-actuated mechanism to move contacts, providing a stable and durable solution for power distribution and automotive applications.

Technical Specifications

Primary Features

- Robust black plastic protective housing
- Gold-colored metal base for secure mounting
- Coil-actuated switching mechanism
- Screw terminals for secure electrical connectivity

Operational Metrics

1 Screw/Bolt

Mounting Type

Contact Configuration

DPDT, Normally Open

Applications

Suitable Applications

Industrial Control Systems • Automotive Applications • Power Distribution • Automation Systems