

Electric Stainless Steel Kitchen Blender with Glass Jar

This electric blender features a durable stainless steel housing and a 1.75-liter glass jar. It is equipped with a 6-piece ice-crushing blade and offers stepless electronic control with blue LED lighting.



ADDITIONAL IMAGES




Product Overview

Professional Grade Blending

This high-performance electric blender features a robust 1200W motor housed in durable stainless steel, designed for both commercial and home kitchen environments. It offers precise control with a stepless electronic switch and dedicated program settings for ice crushing, smoothies, and pulse functionality. The large capacity glass jar and high-quality 6-piece blade assembly ensure efficient processing of fruits, vegetables, and frozen ingredients.

Performance & Power




High-torque, low-noise motor designed for professional performance.

Motor Power

1200 W

Power Output

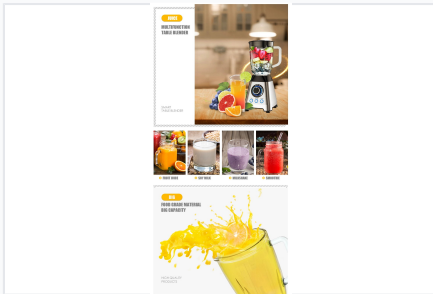
Design & Construction



Durable stainless steel housing design with integrated control interface.

Materials	Stainless Steel Housing, Glass Jar, Stainless Steel Blade Base
Jar Capacity	1.8 L
Blade System	6 pcs

Controls & Functions



Versatile blending capabilities for smoothies, juices, and milkshakes.



Intuitive control panel featuring pulse, ice crush, and smoothie presets.



Stepless electronic control switch for precise speed adjustment.

Preset Functions

- Ice Crushing
- Smoothie Making
- Pulse Function

Control Interface	Stepless electronic control switch with blue LED power indicator
--------------------------	--

Safety & Maintenance

Safety Features

- Safety micro-switch
- Anti-slip rubber feet

Maintenance	Easily detachable blade and blade base for simplified cleaning
--------------------	--