

# Double Head Light Indicator Push Button Switch

This industrial push button switch features a double head with integrated light indicators. It is used for controlling signals and interlocking purposes.




## Product Overview

### Industrial Double Head Push Button

This double-head light indicator push button switch is designed for high-performance industrial control circuit applications. Featuring an integrated LED for status signaling, it includes one flush green button marked 'I' and one projecting red button marked 'O'. Engineered with high-grade anti-flam plastic and zinc alloy, it ensures long-term durability and reliable performance in demanding environments.

## Technical Specifications



Specializing in production of buttons and indicators since 1997

Rear view of the contact block and indicator assembly.

### Protection Grade

IP65 • IP66 • IP67 • IP68

### Mechanical Durability

**300000 cycles**  
Standard Button

**30000 cycles**  
Emergency Button

### Certifications

CE, ISO 9001, RoHS, UL, IEC60947-5-1, GB/T14048.1

### Rated Insulation Voltage

600 V

### Operating Temperature Range

-5°C to +55°C

### Contact Configuration

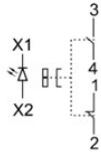
N/O + N/C

## Dimensions and Mounting

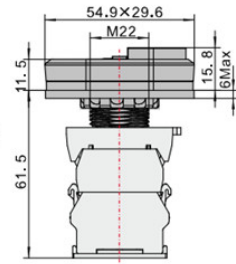


XDL32-CBW8465

Illuminated double-headed  
Push button  
with integral LED  
1 flush green marked I  
1 projecting red N/O+N/C  
Marked O 220~240V  
1 central pilot light  
IP65



XDL32-CBW8465



Detailed view of the double-headed switch showing M22 mounting and IP65 interface.

Mounting Diameter	22 mm
Physical Dimensions	54.9 x 29.6 mm