


Double Head Flush Push Button with Rubber Cap


This double-headed push button is designed for elevator control panels. It features a flush mount and a rubber cap for durability.



ADDITIONAL IMAGES



Overview



Specializing in production of buttons and indicators since 1997

Double-headed design allows for two separate control functions in one unit.

Double Head Flush Push Button

This double-headed flush push button is designed for reliable control in elevator panels and industrial circuits. Featuring a durable rubber cap for enhanced protection and comfort, it offers a space-saving design with two distinct control functions in a single unit. Built with high-grade zinc alloy and anti-flame plastic, it ensures longevity and safety in demanding electrical environments.

Electrical Ratings

Rated Insulation Voltage	600 V
Conventional Heating Current	10 A
Insulation Resistance	e5M©
Contact Resistance	d25©
Power Frequency Withstand Voltage	AC 2.5KV/min

Performance

Mechanical Life

1000000 cycles

Pushbutton

500000 cycles

Selector Switch

Electrical Life

5000000 cycles

Pushbutton

250000 cycles

Selector Switch

Physical Specifications



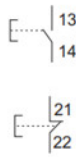
LAY5-BL9325

Without pilot light
1 flush green button
1 flush red button
(with water-proof cover)
Unmarked IP65

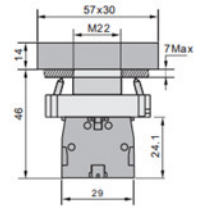
N/O

+

N/C



LAY5-BL9325



Detailed dimensions and contact configuration, including N/O and N/C terminals.

Ingress Protection

IP65

Dimensions

57 x 30 mm (Top Section)

Mounting Thread

M22

Compliance

Certifications & Standards

CE, ISO 9001, RoHS, UL, IEC60947-5-1, GB/T14048.1