


Diesel Engine 4A Series

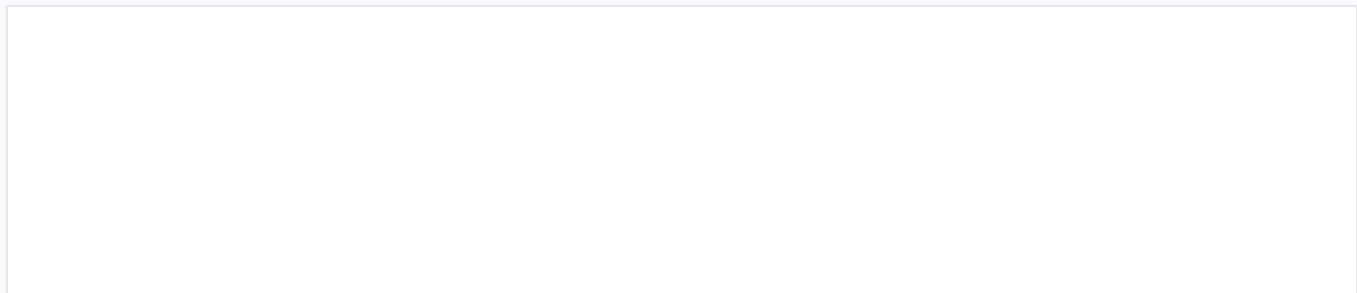
This is a light-duty motor vehicle diesel engine. The 4A series engine is designed for automobile locomotive applications.



ADDITIONAL IMAGES



Product Overview

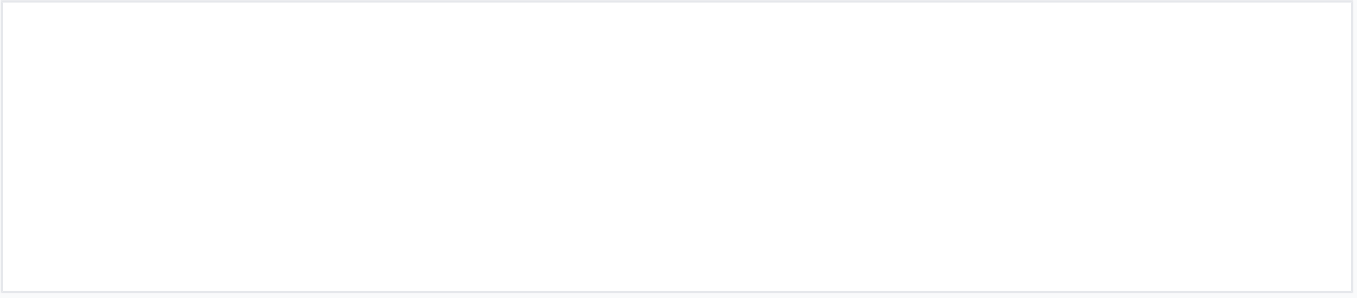


Engines are securely packaged in wooden crates for international shipping and logistics.

High-Performance Light Duty Diesel Engine

The 4A Series is a versatile diesel engine designed specifically for light-duty motor vehicles and automobile locomotives. It features advanced electronic controlled high-pressure common rail technology combined with turbocharging and intercooling to deliver high efficiency and low emissions. This series is an ideal power solution for 2 to 3-ton light-duty trucks and buses, meeting State IV emission standards while providing energy-saving performance.

Performance Metrics



Engineered for strong power output and compliance with modern environmental standards.

Performance Highlights

2.27 L

Displacement

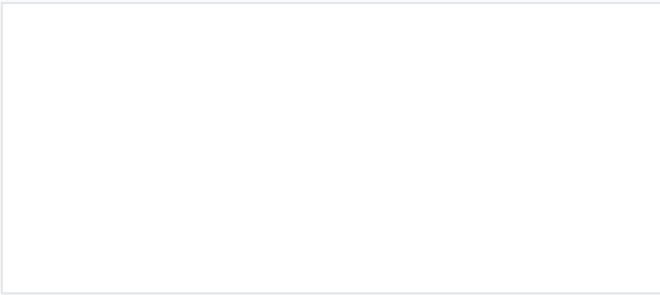
65 kW

Max Rated Output

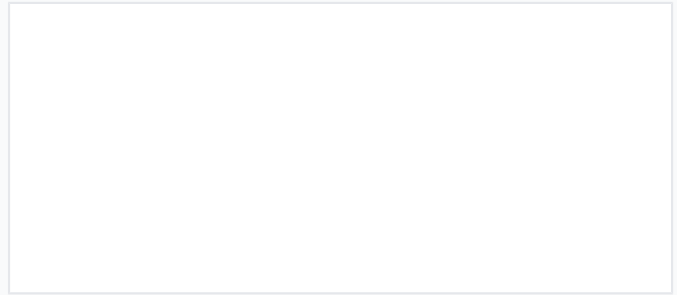
240 N.m

Max Torque

Technical Specifications



The 4A series features a robust four-cylinder design with a mechanical fuel injection system and integrated cooling fan.



Detailed view of the turbocharged intake system and fuel filtration components.

Engine Technical Data

Parameter	Value
Model	4A Series
Cylinder Configuration	4 Cylinders
Bore x Stroke	85 x 100 mm
Fuel System	High-pressure common-rail
Intake Method	Turbocharged and inter-cooled
Rated Speed	3200 rpm
Power Range	50~65 kW (68~88 Ps)
Torque Range	170~240 N.m @ 1400~2600 rpm

Key Features

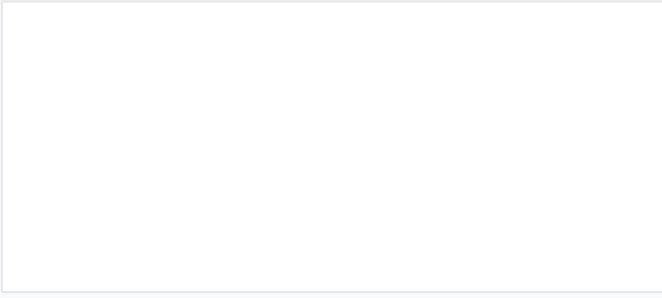
Advanced Technologies

- BOSCH high-pressure common rail fuel system
- DOC + SCR (DPF) after-treatment technologies
- Water-cooled Exhaust Gas Recirculation (EGR)
- CAE analyzed cylinder block, head, and crankshaft for reliability
- Efficient turbocharger for large low-speed torque

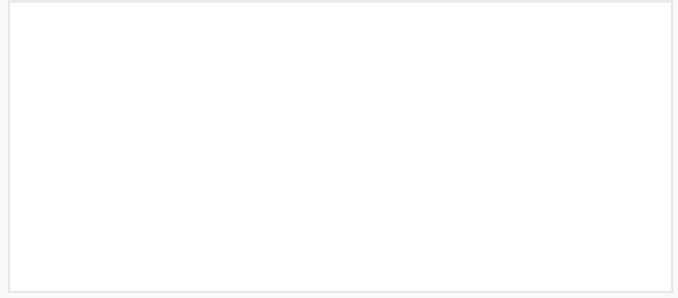
Operational Benefits

Low Fuel Consumption, Low Noise, Low Vibration, Environmental Protection, High Efficiency

Applications



The 4A series diesel engine is engineered for light-duty passenger and commercial vehicle applications.



In addition to road vehicles, these engines provide reliable power for agricultural development and machinery.

Suitable Applications

2~3T Light-duty Trucks • Buses • Automobile Locomotives • Agricultural Machinery