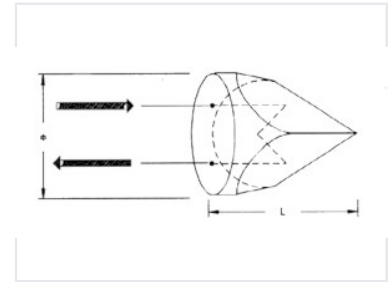




Corner Cube Prism Retroreflectors

Corner cube prisms, also known as retroreflectors, reflect light back towards its source, irrespective of the prism's orientation. They consist of three mutually perpendicular reflecting surfaces, ensuring the beam exiting the prism is parallel to the incident beam.



ADDITIONAL IMAGES



Product Overview

Precision Retroreflectors

Corner cube prisms, or retroreflectors, are specialized optical elements designed to reflect incident light back towards its source, regardless of the prism's orientation. Constructed from three mutually perpendicular reflecting surfaces, they ensure that exiting light remains parallel to the incident beam after three internal reflections. These components are essential in demanding applications such as surveying, laser ranging, and high-precision optical alignment.

Material and Build

Material	BK7 grade A optical glass
Bevel	0.25mm x 45deg

Optical Performance

Clear Aperture	85 %
Deviation	180deg ± 5 arc seconds
Wavefront Distortion	lambda/2 at 632.8nm

Surface Specifications

Flatness

Surface Type	Flatness Rating
Big Surface	lambda/4 at 632.8nm
Other Surface	lambda/10 at 632.8nm

Surface Quality

60-40 scratch and dig

Dimensional Accuracy

Dimension Tolerance

+0.0, -0.2mm