

Cordless Electric Kettle with Stainless Steel Interior

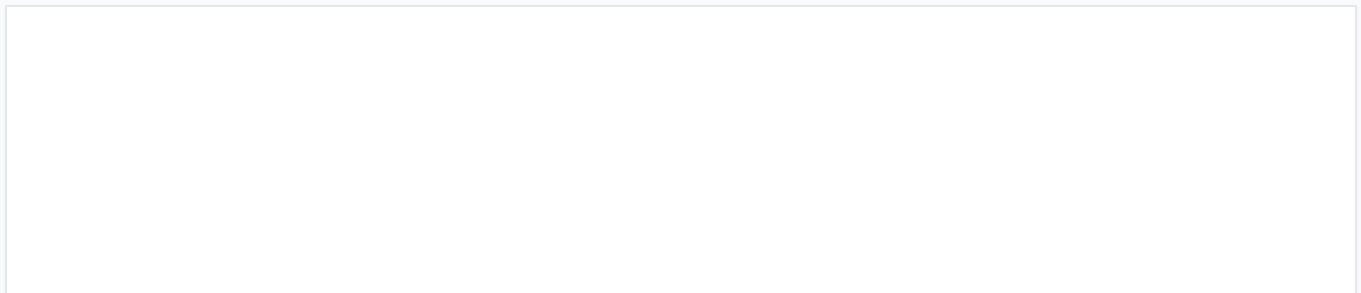
This cordless electric kettle features automatic shut-off and boil-dry protection. It has a 100% stainless steel interior, a capacity of 1.8L, and a convenient cordless design.



ADDITIONAL IMAGES



Product Overview



The electric kettle features a sleek stainless steel body and a clear red indicator light to signal the heating process.

Professional Cordless Electric Kettle

This durable electric kettle features a 100% stainless steel interior, ensuring a plastic-free boiling environment for cleaner, safer water. Designed for convenience and safety, it includes an automatic shut-off system and boil-dry protection to prevent damage to the heating element. With its cordless design and 360-degree base, it offers effortless filling and pouring, making it an excellent choice for hospitality and home use.

Technical Specifications

Power Rating

220 V Voltage	1500 W Power
-------------------------	------------------------

Capacity	1.8 L
Frequency	50-60Hz
Controller	Fufan Controller (Single Chip)
Plug Standard	VDE Plug

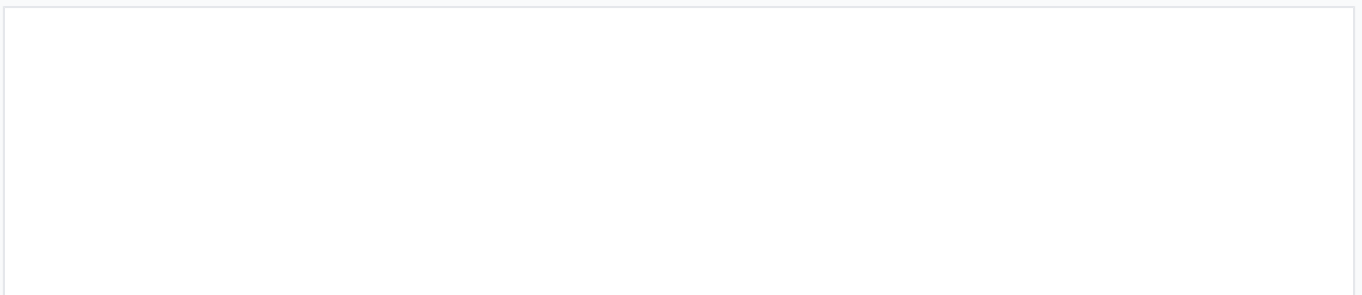
Materials & Construction



Constructed with a 100% stainless steel interior, ensuring durability and easy cleaning.

Body Material	201 Stainless Steel
Surface Finish	Matt finished
Lid Material	PP (Polypropylene)

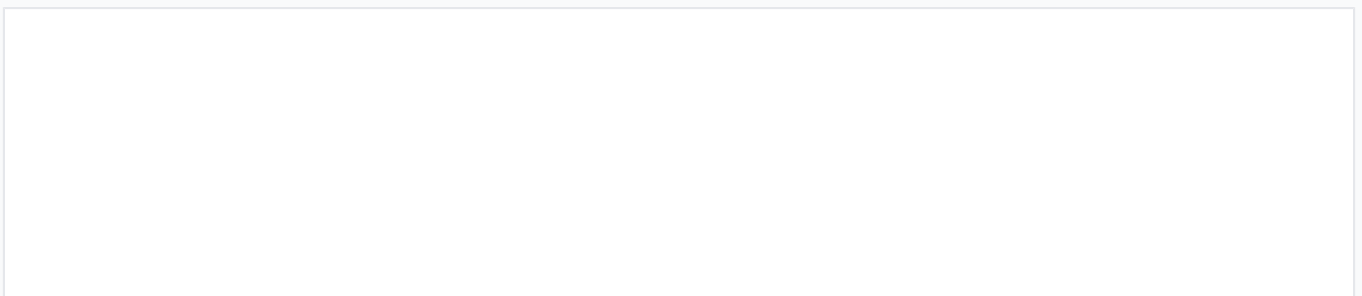
Safety & Features



The cordless design allows the kettle to lift off the base for convenient filling and pouring.

Safety Features	Automatic Shut-off, Boil Dry Protection, Cordless Design, Inner Cap Included
Indicator Light	Red (Start/Stop)

Packaging & Logistics



Retail-ready packaging design for individual units and master shipping cartons.

Shipping Configuration

Metric	Detail
Capacity per unit	1.5L - 1.8L
Master Carton	12 Pieces
Carton Dimensions	625 x 340 x 475 mm

Compliance



Our product meets international safety and quality standards including CE, RoHS, and CB certifications.

Regulatory Compliance

CE • EMC • LVD • RoHS • CB • LFGB