




# Automotive Engine Cooling Radiator

This high-performance radiator is designed for efficient engine cooling. Its durable core construction and optimized fin density ensure maximum heat dissipation for reliable performance in various vehicle models.



## ADDITIONAL IMAGES



## Product Overview

### Automotive Engine Cooling Radiator

This high-performance engine cooling radiator is precision-engineered for optimal thermal management in demanding automotive applications. Featuring a durable core construction and optimized fin density, it ensures maximum heat dissipation and reliable operation. Designed for a direct fit, this unit provides long-lasting performance and consistent cooling efficiency for your vehicle.

## Technical Specifications

Core Dimensions	640 x 468 mm
Header Plate Dimensions	65.7/65.7 x 497.5 mm

## Compatibility

Transmission	AT
Vehicle Model	Mercedes-Benz CL-Class W215 CL500
Model Years	1999-Present

## Cross Reference

### Interchange References

- DPI: 2653
- NISSENS: 62547A

OEM Part Number	220.500.0903
-----------------	--------------