

All-Season Radial Tire for Passenger Cars

This all-season tire is designed to simplify tire ownership, offering excellent performance in both summer and winter. The tire features a combination of tread design and carcass design.



Product Overview

All-Season Performance Engineering

This all-season radial tire is engineered for drivers who require reliable performance across diverse climates, simplifying tire ownership in regions with mandatory winter fitment laws. Developed and tested in Europe, the tire utilizes advanced tread design and carcass construction to deliver balanced handling in both summer heat and winter conditions. Its design focuses on safety, comfort, and efficient water dispersion for confident driving throughout the year.


Design & Construction

Features & Benefits




Solid centre part geometry

- For good directional driving and handling
- Resulting in good wet/dry handling properties




Directional "V" grooves

- For efficient water slush dispersion
- Resulting in confident safe driving in wet and snow



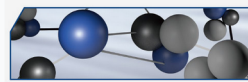
Asymmetric groove shape

- For stabilized tread block
- Resulting in improved braking performance



Strategically placed sipes/blades

- For improved traction on snow and ice
- Resulting in superior driving safety in snow and ice



Advanced polymers and silica-silane materials

- Featuring renewable raw materials
- For enhanced sustainability
- Resulting in excellent all round winter and summer performance



Balanced polyester fiber matrix

- For better uniformity in tire
- Resulting in comfort in different road conditions

Detailed view of tread design features that optimize handling and safety in varied weather conditions.

Construction insight highlighting the use of advanced polymers and a balanced fiber matrix for improved comfort and uniformity.

Material Composition

- Advanced polymers and silica-silane materials
- Renewable raw materials for sustainability
- Balanced polyester fiber matrix for structural uniformity

Tread Design Features

- Solid center part geometry for directional stability
- Directional V-grooves for slush and water dispersion
- Asymmetric groove shape for tread block stabilization
- Strategically placed sipes for snow and ice traction

Performance Metrics

Key Performance Benefits

1 Optimized

Wet/Dry Handling

1 Improved

Braking Performance

1 Superior

Winter Safety

Technical Specifications

Tire Type

All-Season • Radial • Passenger Car

Size Specification

205/55R16