

348cc Touring Motorcycle with Keyless Start

This touring motorcycle features a 348cc single-cylinder, liquid-cooled engine for smooth power. It is equipped with keyless start, electric fuel cap, and a TFT color display.



Overview




Aerodynamic touring design optimized for long-distance stability and comfort.

Touring Excellence

This 348cc touring motorcycle is designed to balance performance and efficiency for both daily commutes and long-distance journeys. Engineered with an advanced liquid-cooled engine, it features modern technology like keyless start, a comprehensive digital TFT dashboard, and electronic fuel injection. With safety-focused components including dual-channel ABS and high-grip radial tires, it offers a secure and responsive riding experience.

Performance



Advanced dual-clutch system with auxiliary and slipper functions for smoother gear transitions.

Engine Performance

348 ml

Displacement

29 kW

Maximum Power

32.8 N.m

Maximum Torque

Engine Details

- Single cylinder
- Double-top camshaft (DOHC)
- Water cooling system
- Compression ratio 12.3:1
- Bosch fuel injection system
- Electric ignition

Dimensions & Capacity

Dimensions

| Metric | Value |
|-----------------------|-------|
| Length (mm) | 2055 |
| Width (mm) | 795 |
| Height (mm) | 1390 |
| Wheel base (mm) | 1380 |
| Ground clearance (mm) | 152 |
| Seat height (mm) | 795 |

Weights & Capacity

185 kg

Curb weight

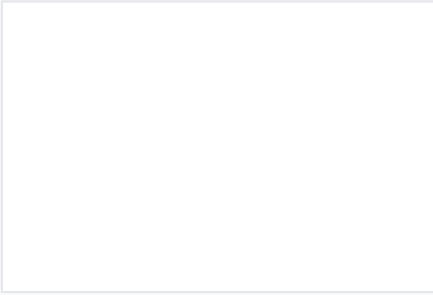
169 kg

Loading capacity

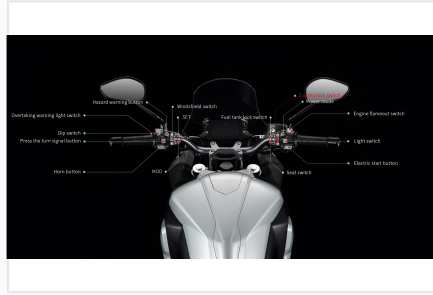
19 L

Fuel tank volume


Safety & Technology



Fully digital TFT instrument panel with multiple display modes and tire pressure monitoring.



Ergonomic handlebar controls for windshield adjustment, riding modes, and lighting.



Precision braking system featuring ABS and high-performance radial tires.

Safety Features

Dual-channel ABS, LED Lighting, Keyless Start, Tire Pressure Monitoring, Auxiliary/Slipper Clutch