


# 3000 RPM Multi-Cylinder Diesel Engine

This is a water-cooled, multi-cylinder diesel engine operating at 3000 RPM. It is designed for direct injection and delivers reliable power.



## Product Overview

### High-Performance Multi-Cylinder Diesel Engines

These 3000 RPM multi-cylinder diesel engines are engineered for demanding industrial applications, specifically optimized for water pump sets. Featuring a robust vertical in-line design with water cooling, they provide reliable power delivery and high thermal efficiency. With a range of models offering different displacements and output capacities, these four-stroke engines ensure versatile performance for heavy-duty professional sourcing needs.

## Core Performance

### Key Performance Metrics

**3000 RPM**

Rated Speed

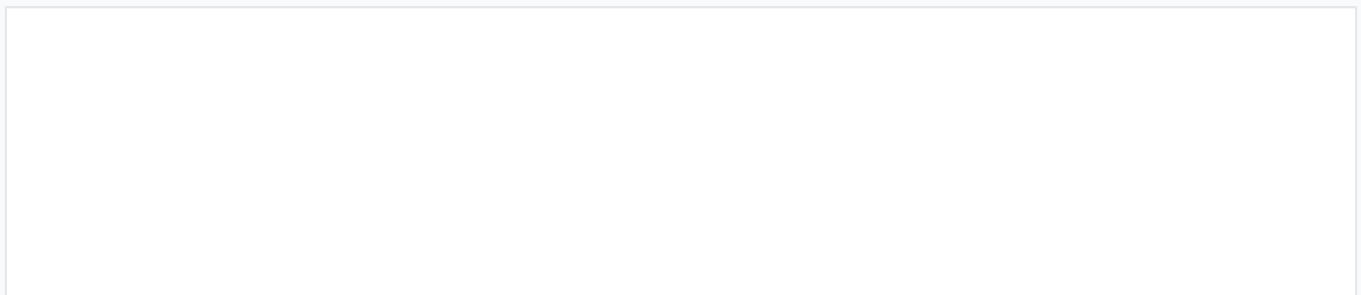
**34.5 kW**

Max Rated Output

**4 qty**

Max Cylinders

## Technical Configuration



Fully assembled unit featuring grey cast iron block and mounted air cleaner.

### Engine Configuration

Vertical, In-line, Water-cooled, Four-stroke, Direct Injection, Natural Intake

## Model Specifications

### Detailed Model Comparison

Model	Cylinders-Bore*Stroke	Displacement (L)	Liner Type	Rated Output (kW)
QC380Q	3-80*90	1.357	WET	20
QC385Q	3-85*90	1.532	DRY	23
N485QA	4-85*95	1.809	DRY	29
QC490Q	4-90*105	2.516	WET	34.5

## Design & Build

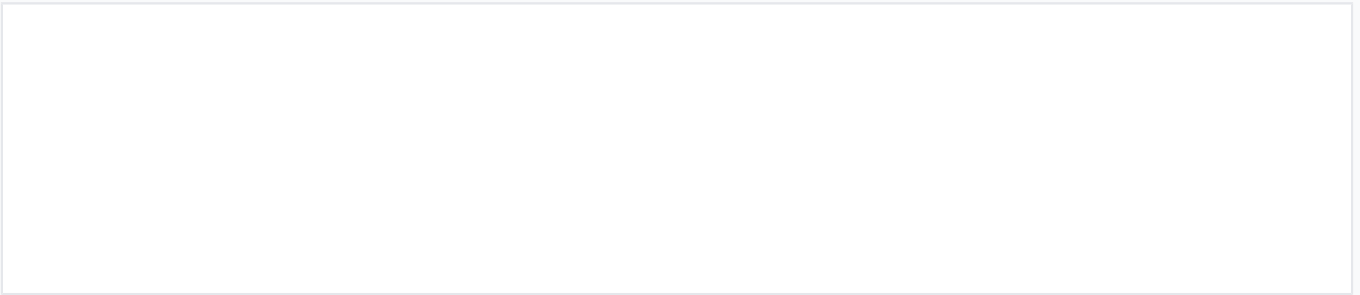


Detailed view of the multi-cylinder configuration and integrated liquid-cooling system.

### Construction Features

- Grey cast iron engine block and cylinder head
- High-capacity radiator for efficient heat dissipation
- Heavy-duty air filtration system
- Mechanical fuel injection system
- Belt-driven water pump and alternator

## Applications



High-performance red-block engine optimized for water pump set applications.

### Primary Application

Water Pump Sets • Industrial Power • Heavy-Duty Machinery