

22mm LED Indicator Pilot Light with Flush Pushbutton

This 22mm LED indicator pilot light combines visual signaling and control functionality. It features a flush-mounted pushbutton and operates on a 12V power supply.



Product Overview



Specializing in production of buttons and indicators since 1997
Standard industrial 22mm flush pushbutton with integrated LED signaling.

Versatile 22mm LED Indicator Pushbutton

The XDL27-CW3361 is a precision-engineered 22mm flush-mount LED indicator and pushbutton switch designed for robust industrial control applications. Built with high-grade anti-flam plastic and durable alloy components, it ensures long-term reliability in electrical circuits up to 660V AC. Its modular design and integrated LED illumination make it an ideal choice for clear signaling and control in distribution cabinets and power stations.

Key Features

Certifications

CE, ISO 9001, RoHS, UL, IEC 60947-5-1, GB/T 14048.1

Technical Specifications

Featured Electrical Metrics

660 V Max AC Voltage	10 A Heating Current	2.5 KV Withstand Voltage
--------------------------------	--------------------------------	------------------------------------

Performance Parameters

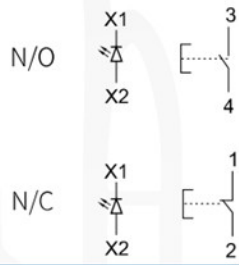
Parameter	Value
Insulation Resistance	e5M©
Contact Resistance	d2f©
Brightness	60cd/m2
Voltage Wave	±20%




Mechanical Dimensions

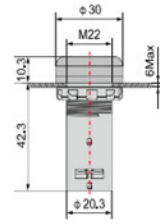


Illuminated
Flush push button
Spring return

XDL27-CW3361



	Green	XDL27-CW3361
	Yellow	XDL27-CW3561
	Blue	XDL27-CW3661
	Red	XDL27-CW3462



Dimensional drawing and terminal wiring overview for the XDL27-CW series.

Physical Dimensions

- Mounting Diameter: 22mm
- Head Diameter: 30mm
- Body Length: 42.3mm
- Panel Thickness Capacity: 6mm Max
- Bottom Diameter: 20.3mm