

Square LED Indicator Push Button Switch

This square LED indicator push button switch provides visual indication through an integrated LED. It is designed for panel mounting and electrical connection via pins, suitable for electrical power applications requiring a small form factor and clear visual signaling.



Product Overview

Type and Meaning		Using Condition	
1. BUTTON XDL 16-□□□□□□	2. SIGNAL LAMP XDL 16-□ X□	(1) Surrounding temperature +25°C ~ +50°C	(1) Surrounding temperature +25°C ~ +50°C
See list 1 Means normally close Means normally open Serial number designed The special expression of company's product type	Signal lamp The head appearance styles(see list 1) Serial number designed The special expression of company's product type	(2) Relative humidity: <85%	(2) Relative humidity: <85%
List 1:		(3) Altitude: < 2,000m	(3) Altitude: < 2,000m
Letter	Meaning	Letter	Meaning
AXD	Round indicator	AL	Round flat button of latching type
FXD	Square indicator	FL	Square button of latching type
CFXD	Rectangular indicator	CFL	Rectangular button of latching type
MXD	Mushroom indicator	ML	Round flat button(spring return type)
AD	Round button with lamp	F	Square button (spring return type)
FD	Square button with lamp	CF	Rectangular button(latching moving type)
CFD	Rectangular button with lamp	M	Mushroom button(latching moving type)
MD	Mushroom button with lamp	ZS	Emergency button(alternative moving type)
YA	Round key knob	YF	Square key button
FG	With protecting box	YCF	Rectangular key knob




Standard configuration and type definitions for XDL16 series components.

Compact square button design suitable for control panels.

Professional Industrial Push Button Switch

The XDL16 series square LED indicator push button switch is designed for high-performance industrial control environments. Engineered for versatility, it supports both AC voltage up to 660V and DC voltage below 400V. Featuring a durable zinc alloy body and high-grade anti-flam plastic, this switch utilizes silver alloy contacts to minimize electrical erosion, ensuring reliability in signal and interlocking control applications.

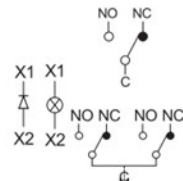
Electrical Specifications



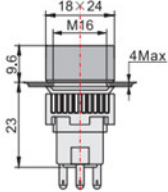
XDL16-11CFD

Installed
Light Rectangular
Led
24v/ac/dc
Neon
220v/ac

1NO+1NC
2NO+2NC



● Red XDL16-11CFD
● Green XDL16-11CFDL
● Yellow
○ White XDL16-22CFD
● Blue XDL16-22CFDL



Dimensions and available contact configurations (NO/NC).

Rated Insulation Voltage	AC 600V (50Hz/60Hz)
Conventional Heating Current	10 A
Insulation Resistance	e5M@
Contact Resistance	d25n@
Power Frequency Withstand Voltage	AC 2.5KV/min

Performance Metrics

Mechanical Life

1000000 cycles

Pushbutton

500000 cycles

Selector Switch

Electrical Life

5000000 cycles

Pushbutton

250000 cycles

Selector Switch

Operating Environment

Operational Ratings

- Operating Temperature: -25°C to +50°C
- Relative Humidity: d85%
- Altitude: d2,000m
- Pollution Grade: 3
- Protection Grade: IP40/IP55

Certifications & Standards

Compliances

CE, ISO9001, RoHS, UL, GB/T14048.1, IEC60947-5-1