

# Full Electric Injection Molding Machine

This full electric injection molding machine is designed for precision and high-speed operation. It is energy-efficient and suitable for producing components for electronics, medical devices, and consumer goods.

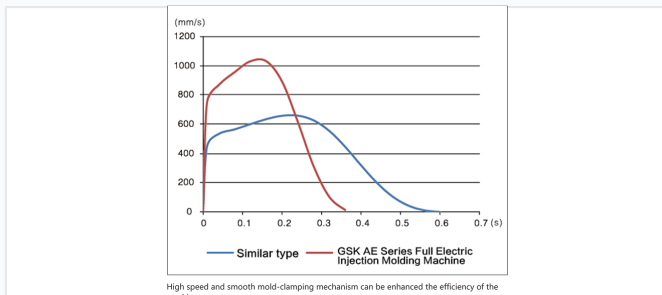


## Overview

### High-Performance Full Electric Injection Molding

This full electric injection molding machine is engineered for exceptional precision, high-speed operation, and superior energy efficiency. Featuring advanced servo control and robust mechanical design, it is an ideal solution for manufacturing high-quality components in sectors such as electronics, optics, medical devices, and consumer goods. The system integrates proprietary drive and control technologies to ensure consistent shot control, optimized cycle times, and reduced material waste.

## Injection Performance



Performance comparison showing superior injection speed and response time.



High quality screw rod adapts product forming for a wide range.

Engineered high-precision screw for consistent material processing.

### Injection Performance Metrics

**160 ton**

Clamping Force

**353 cm<sup>3</sup>**

Max Injection Capacity

**272 MPa**

Max Injection Pressure


**157 Kg/h**

Max Plasticizing Capacity

### Screw Diameter Options

32mm, 36mm, 40mm, 45mm, 50mm

## Clamping Unit



Light quantization & high rigid module are the strength guarantee for the accurately forming.

Structural stress analysis visualization ensuring high machine integrity.

## Clamping Specifications

Feature	Specification
Clamping Way	Five-point oblique
Drive Travel	450 mm
Mold Thickness Range	200 - 500 mm
Min Mold Size	375 x 375 mm
Ejection Force	35 kN
Ejection Stroke	120 mm

## Physical Dimensions

### Physical Dimensions

- Length: 5.61 m
- Width: 1.48 m
- Height: 2.4 m
- Weight Range: 9 - 9.5 tons

## Technical Features



High performance servo motor and servo drive.



GSK series heavy loading, high precision ball screw.

High-performance servo drive system paired with precision ball screws.

Shorten the high speed & high precision synchronism motion of the molding cycle.

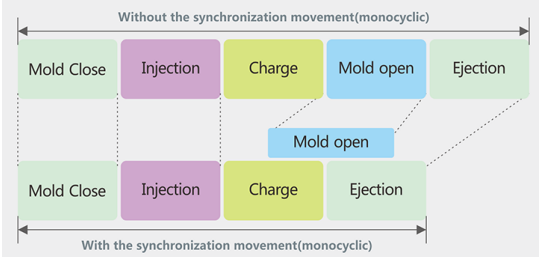


Diagram illustrating synchronized movement for improved cycle efficiency.

### Key Advantages

High Precision • Energy Saving • Low Noise • Fast Response • Advanced Servo Control