

# Four-Wheel Electric Mobility Scooter with Adjustable Seat

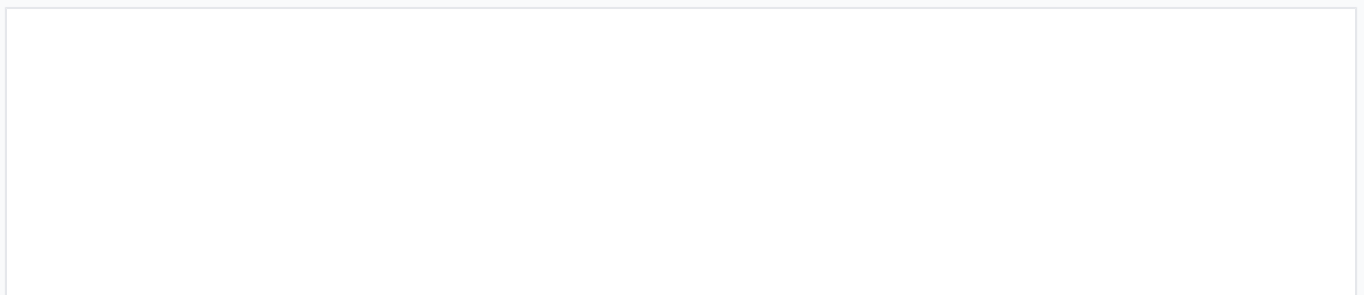
This four-wheel electric mobility scooter provides stability and maneuverability. It features an adjustable seat and safety features for a comfortable ride.



## ADDITIONAL IMAGES



## Overview

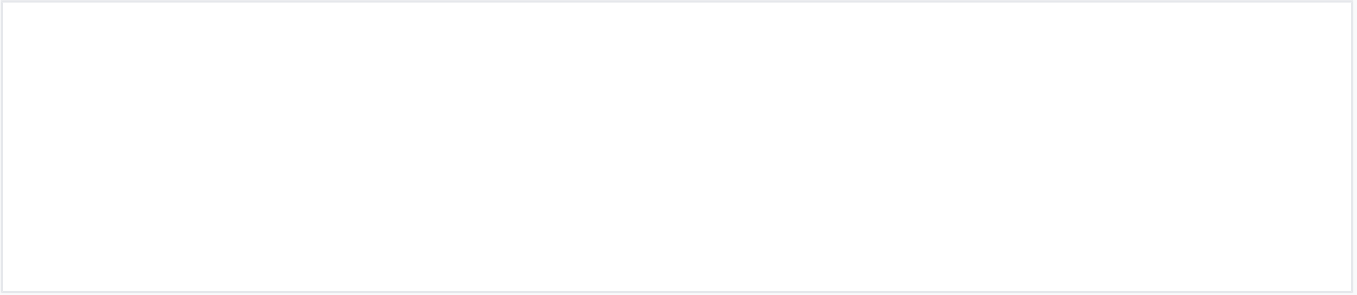


Easy riding and operation designed for comfort.

### Designed for Independence

The SCE-340-2 is a robust four-wheel electric mobility scooter engineered to provide enhanced stability and comfort for elderly or handicapped individuals. It features a user-friendly control panel and a comfortable, adjustable seat, making it an ideal solution for both indoor and outdoor mobility. With a powerful 500W motor and long-lasting battery, users can enjoy a reliable, smooth ride while maintaining their independence.

## Technical Specifications



Non-slip vacuum tires and high-power motor performance.

### Performance Metrics

**500 W**

Motor Power

**20 km/h**

Max Speed

**40 km**

Range

**20 °**

Climbing Angle

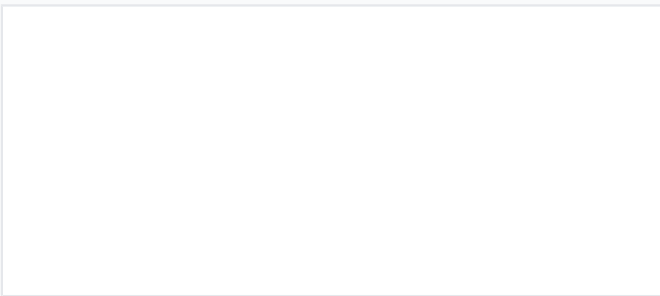
### Dimensions and Load

Attribute	Value
Dimensions	1380 x 630 x 955 mm
Seat Height	730 mm
Ground Clearance	115 mm
Load Capacity	75 kg
Weight (no battery)	83.25 kg

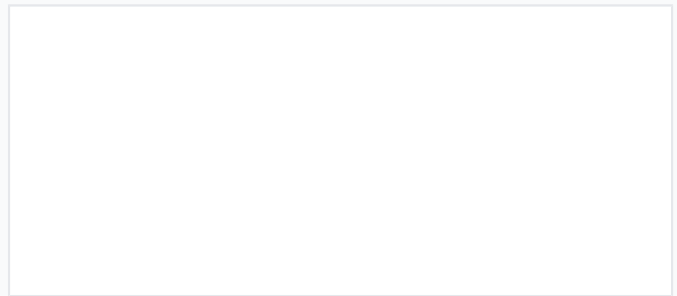
### Battery and Charging

- Voltage: 48V
- Capacity: 20Ah
- Charging Time: 4-8 hours

## Features



Swivel seat for easy access and front-rear bumper protection.



Enhanced safety with anti-rollback system and convenient storage box.

### Safety and Comfort

Electromagnetic Brake, LED Headlights, Anti-rollback System, Swivel Seat, Front/Rear Bumpers

### Tire Specifications

Front: 350-4, Rear: 300-8 (Non-slip vacuum tires)