


# Four-Wheel Electric Mobility Scooter

This four-wheel electric scooter is designed for adults with mobility challenges. It offers stability and ease of use, making it a reliable mobility solution for individuals seeking enhanced accessibility.



## ADDITIONAL IMAGES



## Overview

### Designed for Independence and Mobility

The SCE-340 is a robust four-wheel electric scooter engineered to provide reliable mobility for adults with physical challenges. With a powerful 500W motor and a range exceeding 40km, this scooter offers the endurance needed for daily errands or outdoor excursions. It emphasizes user safety and stability through its sturdy frame, electromagnetic braking system, and anti-rollback features, making it an ideal choice for both indoor and outdoor navigation.

## Performance

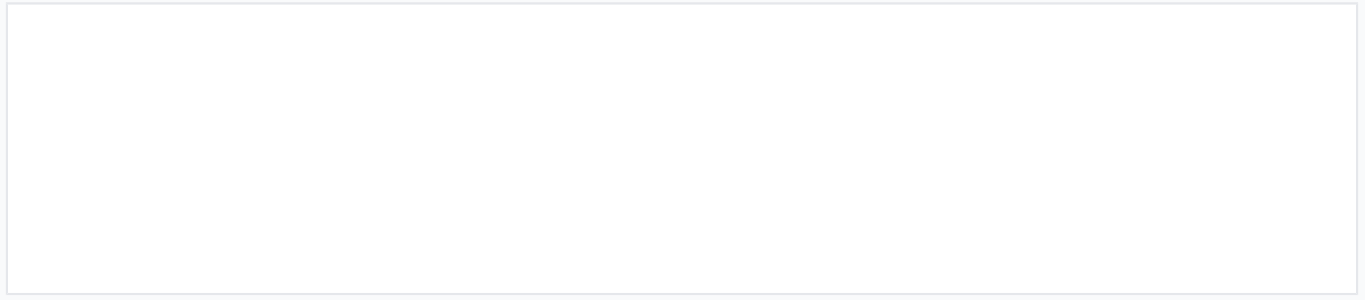
### Performance Metrics

**20 km/h**  
Max Speed

**40 km**  
Range

**20 deg**  
Climbing Angle

## Technical Specifications



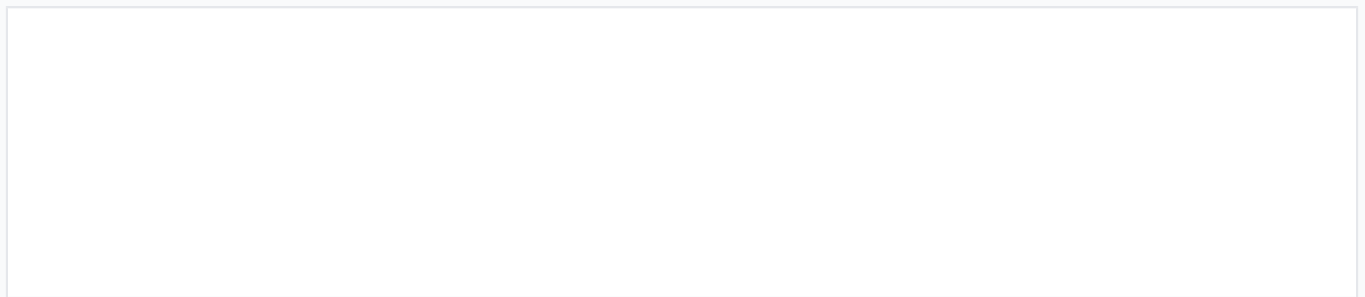
### Dimensions & Build

Feature	Value
Overall Dimensions	1380 x 630 x 955 mm
Seat Height	730 mm
Ground Clearance	115 mm
Net Weight (without battery)	80 kg
Load Capacity	75 kg

### Power System

- Motor Power: 500W
- Battery Capacity: 20Ah
- Rated Voltage: 48V
- Charging Time: 4-8 hours

## Safety & Features



### Safety Certifications & Features

Electromagnetic Brakes, Anti-rollback Wheels, LED Headlight, Front & Rear Bumpers, CE Certified