




Electric Water Kettle

This electric water kettle quickly boils water for tea, coffee, and other hot beverages. It features multi-directional rotation and a neon indicator for ease of use.



ADDITIONAL IMAGES



Product Overview

Professional Electric Water Kettles

These versatile electric water kettles are designed for efficiency and safety in both domestic and commercial environments. Available in stainless steel and glass models, they feature 360-degree rotation and a reliable 3-stage protection structure for peace of mind. With consistent power ratings and intuitive controls, these kettles provide a dependable solution for rapid water heating.

Technical Specifications

Safety Features

- 3-stage protection structure
- Neon on lamp indicator
- On/off switch

Power Rating	200 W
Voltage/Frequency	220-240V, 50Hz
Control System	Strix Control, Chinese Control

Model Comparison

Model Comparison

Feature	Model 1 (Stainless Steel)	Model 2 (Glass)
Capacity	1.5L	1.7L
Body Material	Stainless Steel	Transparent Glass
Gift Box (mm)	190x180x220	190x190x260
Carton Dimensions (mm)	560x395x245	590x400x285

Logistics

Container Quantities

3090 pcs

20' (1.5L Model)

6390 pcs

40' (1.5L Model)

7410 pcs

40H (1.5L Model)

2460 pcs

20' (1.7L Model)

5130 pcs

40' (1.7L Model)

5940 pcs

40H (1.7L Model)