


Double Head Push Button Switch with Lamp

This double-headed push button switch features integrated lamps for clear on/off indication. Designed for industrial applications, it is suitable for control panels and machinery.



Product Overview



Industrial Double Head Control Switch

This double-head push button switch features an integrated indicator lamp for efficient on-off control in industrial circuitry. Designed for reliability, it incorporates a zinc alloy body with high-grade anti-flame plastic and silver alloy contacts to resist electrical erosion. It is ideal for signal, warning, and emergency control applications in AC and DC electrical systems.

Technical Standards

Standards Compliance

- IEC60947-5-1
- GB/T14048.1
- GB14048.5

Certifications

CE, ISO 9001, RoHS, UL

Electrical Ratings

Key Electrical Metrics

600 V

Max AC Voltage

400 V

Max DC Voltage

6 kV

Impulse Voltage

Short-circuit Protection

10A fuse type (IEC269-1, GB14048.3)

Environmental and Protection

Protection Ratings

IP40 • IP54 • IP65 • IP66 • IP67 • IP68

Ambient Temperature

Operating: -5°C to +55°C; Storage: -25°C to +70°C

Pollution Grade

3

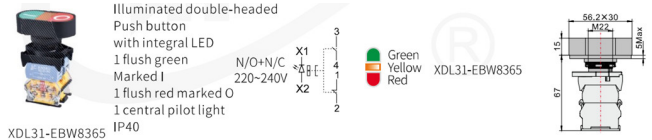
Mechanical Performance

Character

Environment	
Reached standard	IEC60947-5-1; GB/T14048.1, GB14048.5
Surrounding temperature	Operation: -5°C~+55°C, Storage: -25°C~+70°C
Anti-vibration property	Mushroom head button: 10g, other buttons and indication lamp: 15g(40Hz<Frequency<200Hz)
Anti-impact	Button: 70g Mushroom head button: 15g, Selector switch: 200g
Protection grade	IP65: Flush head and extended head, with or without indication lamp button (installation)
Mechanical	IP65: Button with cover Button: 3 million times operation, "Emergency stop button": 300 thousand times operation

Contact character

Rated operating character	AC-15: A600 or Ue=240V & Ie=3A DC-13: Q600 or Ue=250V & Ie=3A
Rated insulation voltage	Ui=600V, pollution grade is 3
Rated withstanding impulse voltage	Uimp=6kV
Contact operation	Slow breaking (NC or NO)
Reliable operation	Safe mounting (Mushroom head shape: "Emergency stop" button: Breaking of NC contact is reliable)
Operating pressure	Flush button and convex button: with 1 DAN and 1 NC contact: 0.8 DAN Auxiliary contact: with +0.5 DAN and NC: +0.3 DAN
Short-circuit protection	10A fuse type complies with IEC269-1, GB14048.3



XDL31-EBW8365

Illuminated double-headed

Push button

with integral LED

1 flush green

Marked I

1 flush red marked O

1 central pilot light

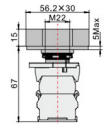
IP40

N/O+N/C
220-240V
X1
X2
X3

Green
Yellow
Red



XDL31-EBW8365



Mechanical Life Cycles

Component	Operations
Standard Button	3000000
Emergency Stop	300000
Fastening Torque	0.8 Nm