


# Diesel Engine for Water Pump Sets

This diesel engine is designed for water pump sets and fire systems. It features direct injection, easy start, and low fuel consumption for better economy.




## Product Overview


### High-Performance Diesel Engines for Water Pump Sets

These multi-cylinder diesel engines are specifically engineered for fire systems and water pump sets, offering reliable power in critical applications. Featuring a vertical, in-line design with water-cooling technology, they ensure stable operation even under heavy-duty industrial use. With a range of models providing up to 34.5 kW of output, these four-stroke engines combine efficient direct injection with a compact, robust structure for long-lasting performance.

## Core Technical Specs




Robust multi-cylinder configuration designed for heavy-duty industrial water pump applications.




Detailed view of the air cleaner, starter motor, and mounting frame for easy installation.

<b>Engine Configuration</b>	Vertical, In-line, Water-cooled, Four-stroke, Direct Injection
<b>Intake System</b>	Natural intake


## Performance Metrics



Performance characteristics showing power output relative to engine speed (RPM) for the QC380 model.



Technical graph illustrating the positive correlation between RPM and output efficiency.



Rigorous performance evaluation and emissions analysis conducted in controlled testing environments.

### Rated Power Output

**20 kW**

QC380Q Output

**23 kW**

QC385Q Output

**29 kW**

N485QA Output

**34.5 kW**

QC490Q Output

Rated Speed


3000 r/min

## Model Comparison

### Detailed Model Specifications

Model	Cylinders-Bore*Stroke	Displacement (L)	Liner Type
QC380Q	3-80*90	1.357	WET
QC385Q	3-85*90	1.532	DRY
N485QA	4-85*95	1.809	DRY
QC490Q	4-90*105	2.516	WET

## Application & Design



Compact red-finish diesel engine featuring a complete radiator cooling system and fuel injection assembly.

### Ideal Applications

- Firefighting Water Systems
- Industrial Water Pump Sets
- Construction Equipment
- Agricultural Machinery
- Power Generation

### Key Features

- Radiator cooling system for temperature regulation
- Multi-cylinder configuration for enhanced efficiency
- Heavy-duty air filtration system
- Direct injection combustion technology
- Accessible filters for simplified maintenance

## Logistics



Engines and components are professionally crated to ensure secure transit during global logistics.

### Packaging & Delivery

Securely packed in wooden crates and containers for international shipping.