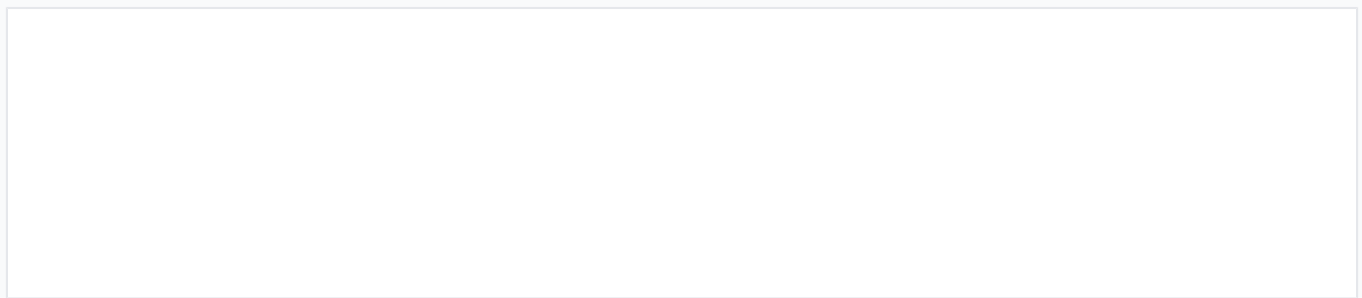


Diesel Engine for Power Generation

This diesel engine is designed for power generation. It features a direct injection combustion chamber for easy starting and low fuel consumption.



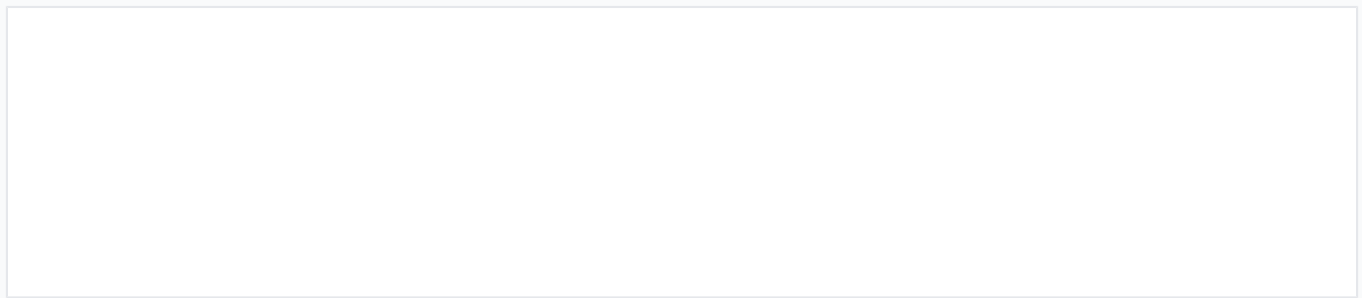
Product Overview



High-Performance Diesel Engine for Power Generation

This QC380D diesel engine is a robust, vertical in-line power solution specifically engineered for generator sets. Featuring a four-stroke, water-cooled design with direct injection, it delivers reliable performance for industrial and agricultural applications. Its naturally aspirated intake and wet cylinder liner construction ensure durability and ease of maintenance for long-term heavy-duty operation.

Core Performance



Performance Ratings

10 kW

Rated Output (1500 RPM)

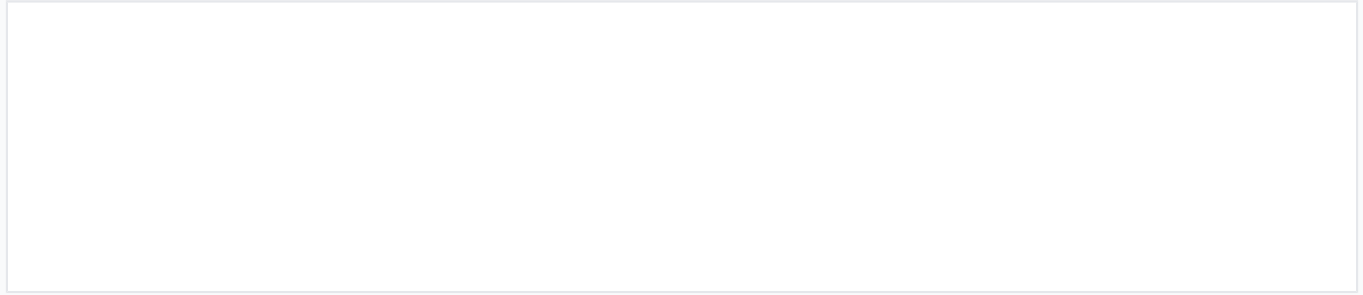
12 kW

Rated Output (1800 RPM)

255 g/kw.h

Max Fuel Consumption


Engine Configuration



Engine Architecture

- Vertical orientation
- In-line cylinder arrangement
- Water-cooled cooling system
- Four-stroke cycle
- Naturally aspirated intake

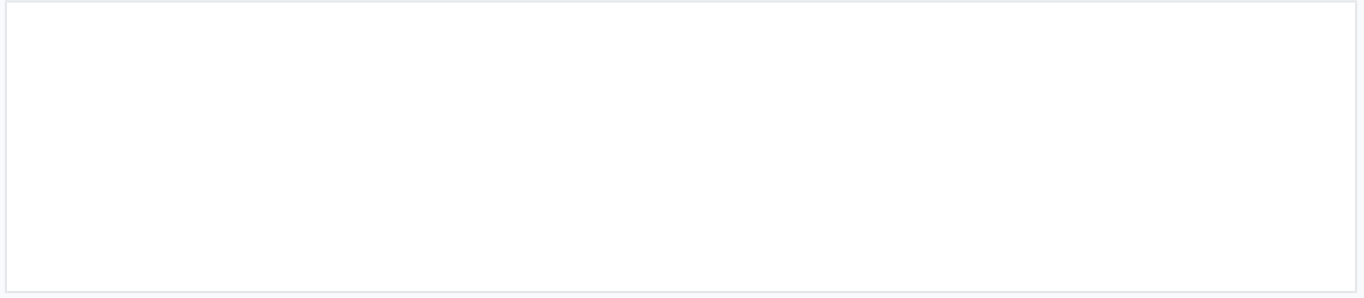
Technical Specifications



Mechanical Details

Feature	Specification
Cylinder Count	3
Bore & Stroke	80mm x 90mm
Displacement	1.357 L
Cylinder Liner	Wet type
Chamber Type	Direct injection
Flywheel Ring Gear Teeth	115

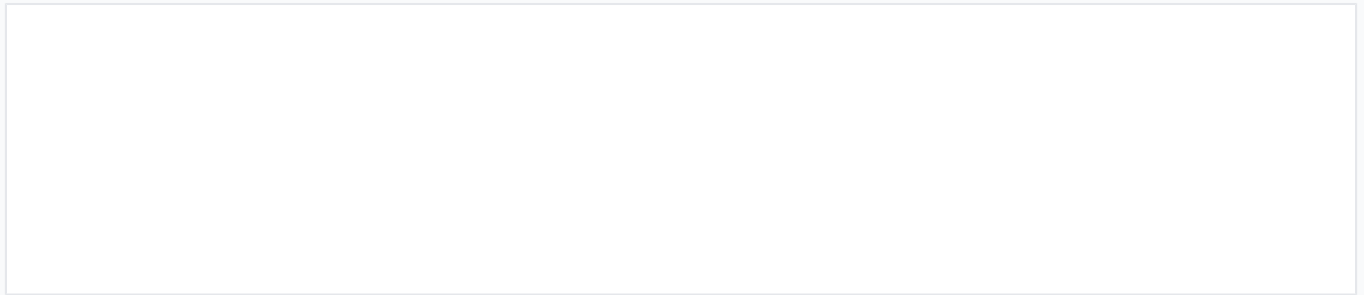
Interface & Installation



Interface Standards

Component	Standard/Size
Flywheel Cover	SAE 4#
Flywheel Type	SAE 7.5#
Fan Diameter	410 mm
Smooth Speed Rate	d 5%

Application Features



Key Features

Power Generation, Industrial Grade, Mechanical Injection, Easy Maintenance, Compact Design