

# Diesel Engine for Generator Sets

Diesel engines with mechanical and electronic governors designed for generator set applications. These engines provide reliable power for various standby and continuous-use scenarios.




## Overview


### High-Performance Diesel Engines for Generator Sets

These diesel engines are specifically engineered for reliable power generation, featuring both simple mechanical and electronic governor controls to ensure stable frequency output. Designed for heavy-duty industrial and agricultural applications, the range includes various configurations from compact three-cylinder units to powerful turbocharged four-cylinder models. Each unit is built with a focus on durability, featuring robust cooling systems and high-efficiency fuel injection for continuous operation in demanding environments.

## Technical Models



Compact diesel engine design suitable for integration into various generator set configurations.

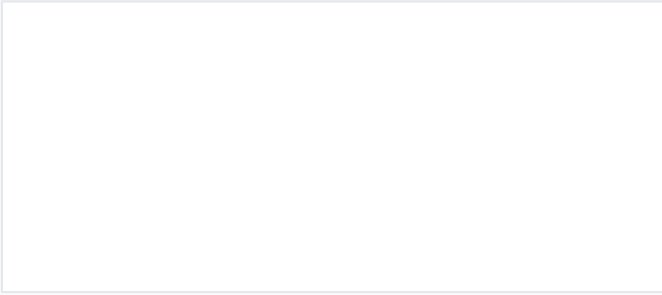


Robust four-cylinder model designed for commercial and industrial power generation needs.

### Available Engine Models

- QC380D
- QC385D
- QC480D
- N485D
- QC490D
- QC4112ZLD
- QC6112ZLD
- 4JR3ABD

## Engine Configuration



A high-capacity turbocharged diesel engine model equipped with a radiator and air filtration system, mounted for transport.



Complete engine assembly featuring a heavy-duty radiator and vibration-reducing mounting frame.

### Aspiration

Naturally Aspirated • Turbocharged

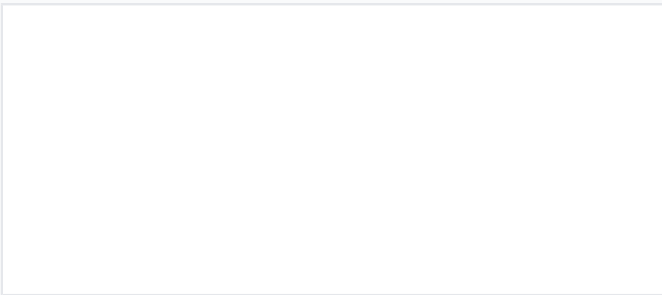
### Control System

Mechanical Governor, Electronic Governor

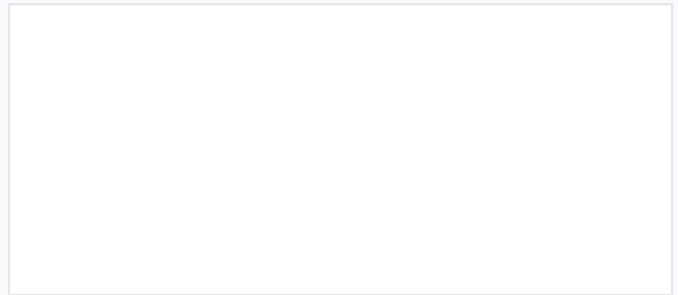
### Cooling System

Radiator liquid-cooled with integrated cooling fan

## Maintenance & Reliability



Detailed view of the fuel injection system and filtration components on a stationary diesel power unit.



Side view showing the starter motor, oil filter, and turbocharger assembly.

### Maintenance Features

- Replaceable fuel and oil filters
- Easy-access fuel injection system
- Robust metal mounting frame for vibration reduction
- Integrated starter motor and flywheel assembly

### Oil Filter Service Interval

Check and tighten after 1000 KM or 40-50 hours of operation

## Application

### Target Industries

Industrial Power, Agricultural Machinery, Construction Equipment, Stationary Power Units