

Convex Head Waterproof Elevator Pushbutton Switch



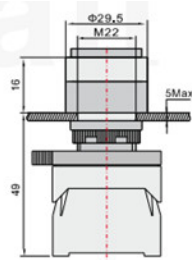

This is a convex head elevator pushbutton switch with a waterproof design. The XDL21-CL51 model is suitable for use in elevators and other environments where moisture is a concern.



ADDITIONAL IMAGES



Product Overview

 XDL21-CL51	Projecting Push button Spring return	N/O		● Black ● Green ● Yellow ● Blue	XDL21-CL21 XDL21-CL31 XDL21-CL51 XDL21-CL61	
		N/C		● Red	XDL21-CL42	

Dimensional overview and mounting configuration for the XDL21 series.

Industrial Convex Head Elevator Pushbutton

The XDL21-CL51 is a professional-grade, waterproof convex head pushbutton switch engineered for demanding industrial environments. Designed for reliability in elevator control panels and distribution systems, this switch offers robust mechanical durability with an IP65 protection rating. It is built with high-grade anti-flame plastics and silver alloy contacts to ensure superior electrical erosion resistance and consistent performance under frequent use.

Electrical Specifications



Specializing in production of buttons and indicators since 1997

Standard electrical ratings for industrial application.

Key Electrical Ratings

660 V

Rated Insulation Voltage

10 A

Heating Current

6 kV

Impulse Voltage

Contact Performance

Metric	Value
Insulation Resistance	e5M©
Contact Resistance	d2m©
Withstand Voltage	AC 2.5kV/min

Mechanical Specifications

Mechanical & Electrical Life

- Pushbutton Mechanical Life: 3,000,000 cycles
- Emergency Stop Mechanical Life: 300,000 cycles
- Standard Electrical Life (Pushbutton): 500,000 cycles

Environmental and Compliance

Operating Environment

- Operating Temperature: -5°C to +55°C
- Storage Temperature: -25°C to +70°C
- Protection Grade: IP65
- Pollution Grade: 3

Certifications

CE, ISO 9001, RoHS, UL, IEC 60947-5-1