

Automatic Power Transfer Switch 4P

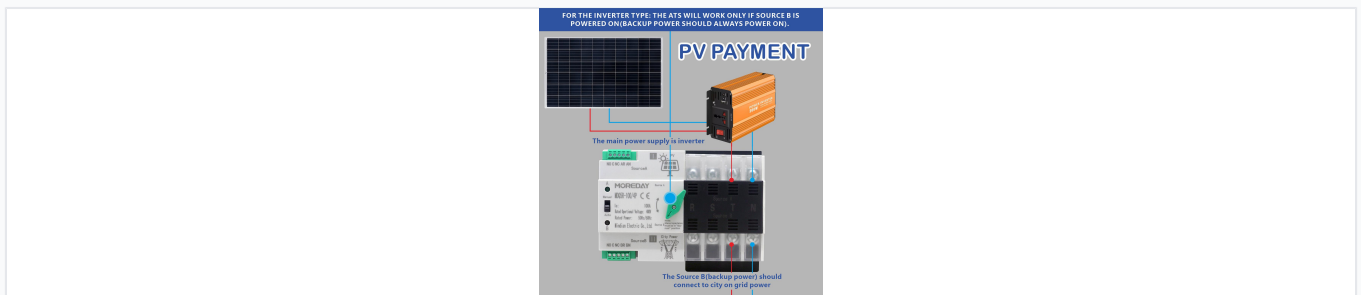
This automatic transfer switch (ATS) automatically switches a power source from one supply to another when the primary source fails. It ensures continuous power, with seamless switching to backup sources like generators.



ADDITIONAL IMAGES



Overview



Suitable for connecting solar PV systems to grid power for backup.

Automatic Power Transfer Switch (ATS)

This 4-pole automatic transfer switch is engineered for critical applications requiring seamless power redundancy. It automatically transitions between primary and backup power sources, such as utility grids and generators, to prevent interruptions in mission-critical infrastructure like data centers and healthcare facilities. Designed for reliability and high-speed operation, it ensures continuous power supply even during unexpected outages.

Technical Specifications

Voltage Ratings

400 V

Rated Working Voltage

690 V

Rated Insulation Voltage

8 KV

Rated Impulse Withstand

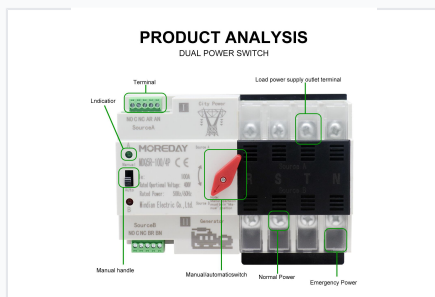
Performance Metrics

Metric	Value
Switching Time	<30ms
Action Time	<30ms
Short-circuit Current (Iq)	50KA
Operating Frequency	50Hz

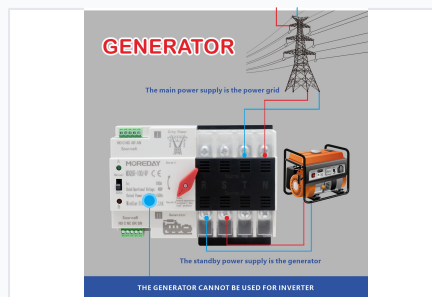
Rated Current Options

32A, 40A, 50A, 63A, 100A, 125A


Installation & Configuration



Dual power switch highlighting terminal connections and manual/automatic operation.



Clear terminal labeling for Source A (grid) and Source B (generator) inputs.



Detailed terminal layout for common and spare incoming lines.

Supported Pole Configurations

2P • 3P • 4P

Weight by Configuration

- 2P: 1.7 kg
- 3P: 2.1 kg
- 4P: 2.6 kg

Installation Method

Din rail

Control & Ancillary

Control Circuit

AC220V, 50Hz (Operating range: 85% - 110% Us)

Ancillary Circuit Capacity

Two isolated relays, 2 groups passive switch contact (AC220V, 5A)