

# 72V Electric Scooter with Replaceable Dual Lithium Battery


This electric scooter features a unique style and design, making commutes more enjoyable. The 72V lithium battery system and replaceable dual batteries provide extended range for daily use.



## ADDITIONAL IMAGES



## Overview



Available in a variety of vibrant colors to suit different urban styles.



A unique, minimalist design that emphasizes personal style in the new era of e-mobility.

## Modern Urban E-Mobility

This 72V electric scooter is designed to break the monotony of daily commuting with its unique, minimalist style and high-performance engineering. Featuring a double replaceable lithium battery system and a high-efficiency motor, it offers a reliable and eco-friendly solution for urban transportation. With advanced features like cruise control, digital instrumentation, and a focus on ergonomic detail, it provides a smooth and sophisticated riding experience.

## Performance Metrics

### Key Performance Stats

**45 km/h**  
Top Speed

**60 km**  
Range

**800 W**  
Motor Power

**21 °**  
Climbing Ability

## Powertrain & Battery



**Bosch motor instant torque**  
Constant power high efficiency  
optimized performance.

High-efficiency motor technology providing instant torque and optimized performance.

### Battery Specifications

Feature	Details
Type	Portable Lithium Battery
Capacity	60V 20AH
Charging Time	4 Hours
Cycle Life	900 Cycles
Weight	9kg
Operating Temp	-15°C to 38°C

### Motor Technology

100% Electric FOC with Field Oriented Control technology for instant torque and silent operation

## Chassis & Safety

### Suspension & Tires

- Front Hydraulic Shock Absorbers
- Rear Hydraulic Shock Absorbers
- 3.0-10" Tubeless Tires (Front & Rear)
- High-strength Steel Frame

### Braking System

Front and Rear Hydraulic Disc Brakes

## Smart Features

3 speed mode & cruise control.



Intuitive handlebar controls featuring 3-speed modes and cruise control for effortless riding.

Borderless Digital Instrumentation

Max speed, speedometer, battery level, bluetooth connection are all clear on the display.



The borderless digital instrumentation provides clear visibility of speed, battery level, and connectivity.

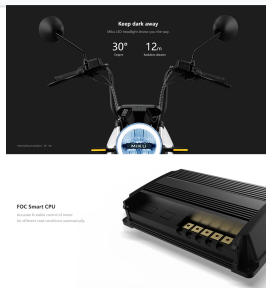
### Digital Instrumentation

- Borderless Digital Display
- Speedometer & Odometer
- Battery Level Indicator
- Bluetooth Connection Status
- Clock and Mode Indicator


### Ride Control

3-Speed Mode, Cruise Control, FOC Smart CPU

## Design & Utility



Advanced LED headlight system with a 12m radiation distance for safer night riding.



Practical storage solutions including an integrated USB charging port and internal light.

### Convenience Features

- Under-seat storage with dedicated light
- Integrated USB port for phone charging
- Bag hook for carrying capacity
- Ergonomic single-person seating

### Lighting System

LED Headlight with 30° beam angle and 12m radiation distance; Integrated LED tail light in cushion

## Dimensions

### Physical Dimensions

Measurement	Value
Length	1685 mm
Width	780 mm
Height	1065 mm
Wheelbase	1205 mm
Max Loading	100 kg

## Certifications

### Compliance

EEC Approved 168/2013 • IP67 Rated Components