

## 348cc Touring Motorcycle with Keyless Start

This touring motorcycle features a 348cc single-cylinder, liquid-cooled engine for smooth power. It is equipped with keyless start, electric fuel cap, and a TFT color display.



### Overview




Aerodynamic touring design optimized for long-distance stability and comfort.

### Touring Excellence

This 348cc touring motorcycle is designed to balance performance and efficiency for both daily commutes and long-distance journeys. Engineered with an advanced liquid-cooled engine, it features modern technology like keyless start, a comprehensive digital TFT dashboard, and electronic fuel injection. With safety-focused components including dual-channel ABS and high-grip radial tires, it offers a secure and responsive riding experience.

## Performance



Advanced dual-clutch system with auxiliary and slipper functions for smoother gear transitions.

### Engine Performance

**348 ml**

Displacement

**29 kW**

Maximum Power

**32.8 N.m**

Maximum Torque

### Engine Details

- Single cylinder
- Double-top camshaft (DOHC)
- Water cooling system
- Compression ratio 12.3:1
- Bosch fuel injection system
- Electric ignition

## Dimensions & Capacity

### Dimensions

Metric	Value
Length (mm)	2055
Width (mm)	795
Height (mm)	1390
Wheel base (mm)	1380
Ground clearance (mm)	152
Seat height (mm)	795

### Weights & Capacity

**185 kg**

Curb weight


**169 kg**

Loading capacity

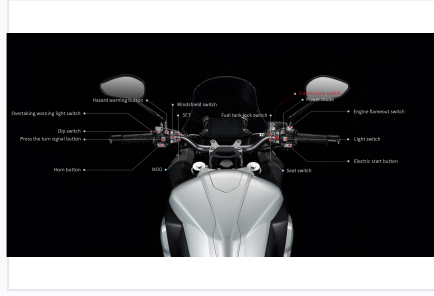
**19 L**

Fuel tank volume


## Safety & Technology



Fully digital TFT instrument panel with multiple display modes and tire pressure monitoring.



Ergonomic handlebar controls for windshield adjustment, riding modes, and lighting.



Precision braking system featuring ABS and high-performance radial tires.

### Safety Features

Dual-channel ABS, LED Lighting, Keyless Start, Tire Pressure Monitoring, Auxiliary/Slipper Clutch